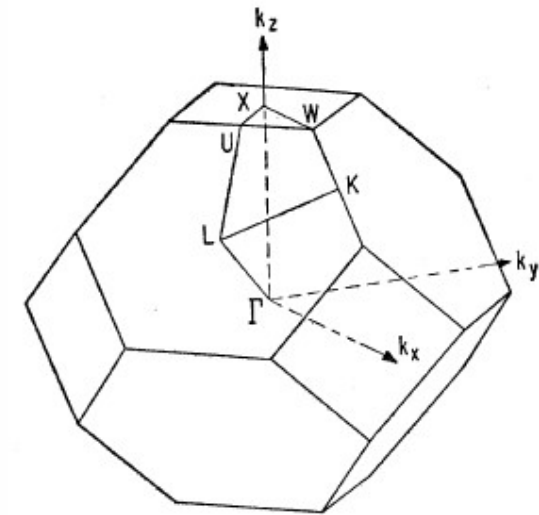
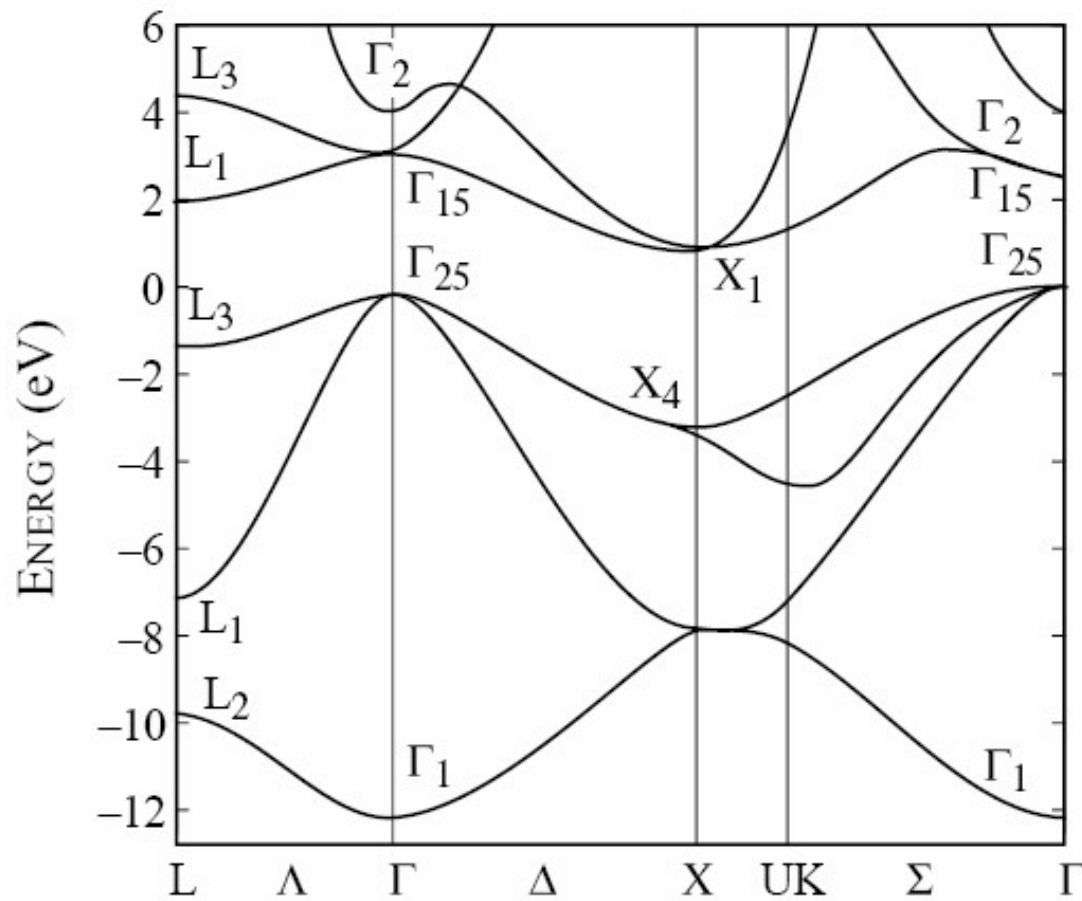


Electrons

Electron Band Theory

Calculate the dispersion relation for electrons in a crystal



silicon

2N states per Brillouin zone

A crystal $L \times L \times L$ has $N = \frac{L^3}{a^3}$ primitive unit cells.

The first Brillouin zone contains $N = \frac{\left(\frac{2\pi}{a}\right)^3}{\left(\frac{2\pi}{L}\right)^3} = \frac{L^3}{a^3}$ k points.

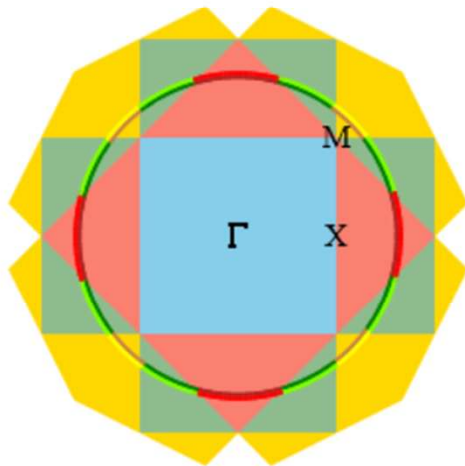
Each k state can hold 2 electrons (spin).

There are $2N$ electron states per Brillouin zone.

$2N$ electron states per band

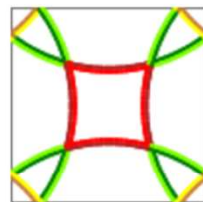
Fermi surface of a two-dimensional square lattice

$n = 4.2$ - + electrons/unit cell
 $\frac{k_F a}{\pi} = 1.635$ $\frac{E_F}{\left[\frac{\hbar^2 \pi^2}{2ma^2}\right]} = 2.674$

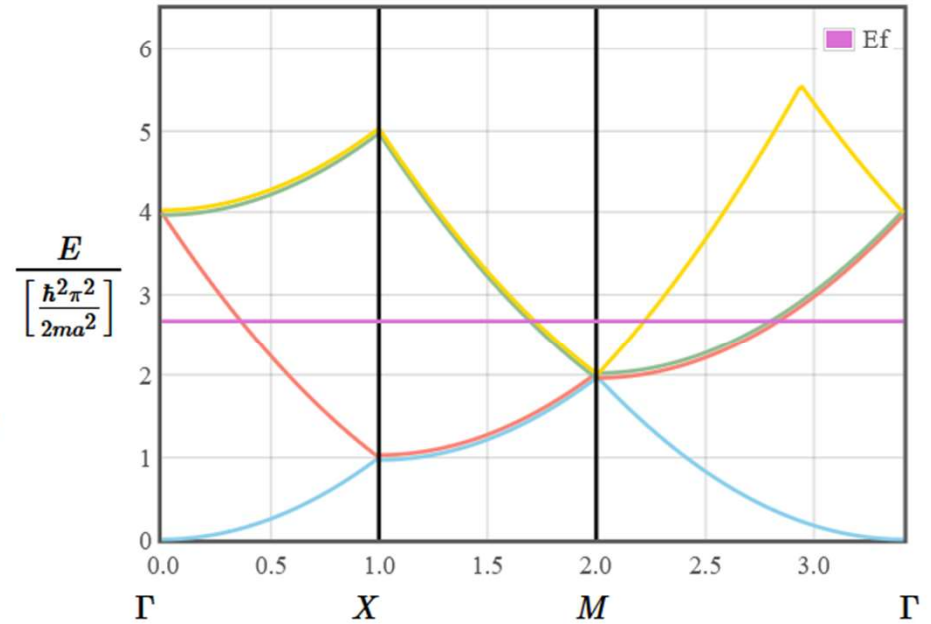


■ 1 Bz ■ 2 Bz ■ 3 Bz ■ 4 Bz

Extended Zone Scheme



Reduced Zone Scheme





Fermi Surfaces

$n = 2$  electrons/unit cell

$$k_F = (3\pi^2 n)^{1/3} = 3.90$$

Lattice: Simple Cubic Body Centered Cubic Face Centered Cubic Hexagonal Close Pack $\frac{c}{a} = \sqrt{\frac{8}{3}}$

| Brillouinzone | 1 | 2 | 3 | 4 |
|---------------|-------------------------------------|-----------------------------------|--------------------------------------|-------------------------------------|
| Outside Color | <input type="checkbox"/> Blue | <input type="checkbox"/> Red | <input type="checkbox"/> Yellow | <input type="checkbox"/> Green |
| Inside Color | <input type="checkbox"/> Dark Blue | <input type="checkbox"/> Dark Red | <input type="checkbox"/> Dark Yellow | <input type="checkbox"/> Dark Green |
| Show | <input checked="" type="checkbox"/> | <input type="checkbox"/> | <input checked="" type="checkbox"/> | <input checked="" type="checkbox"/> |



http://lampx.tugraz.at/~hadley/ss2/fermisurface/3d_fermisurface/index.html

Band structure calculations

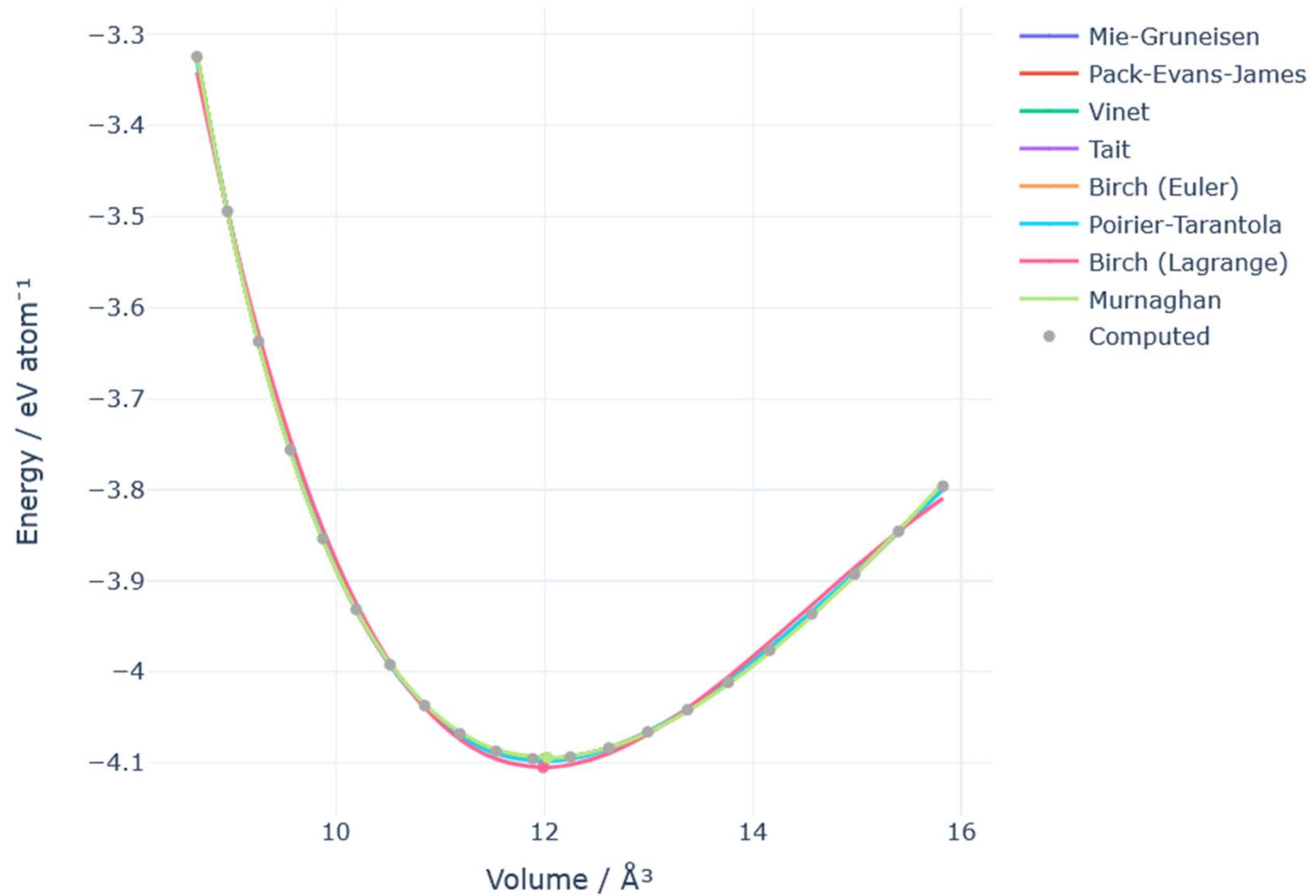
Knowing how the atoms are arranged, calculate the electron states

Density Functional Theory (DFT)

Plane wave method

Tight binding

Band structure calculations



Tight binding

Tight binding does not include electron-electron interactions

$$H_{MO} = \frac{-\hbar^2}{2m_e} \nabla^2 - \sum_A \frac{Z_A e^2}{4\pi\epsilon_0 |\vec{r} - \vec{r}_A|}$$

$$\psi_k = \frac{1}{\sqrt{N}} \sum_{l,m,n} \exp\left(i\left(l\vec{k} \cdot \vec{a}_1 + m\vec{k} \cdot \vec{a}_2 + n\vec{k} \cdot \vec{a}_3\right)\right) \psi_{\text{unit_cell}}\left(\vec{r} - l\vec{a}_1 - m\vec{a}_2 - n\vec{a}_3\right)$$

$$\psi_{\text{unit_cell}}(\vec{r}) = \sum_i c_i \phi_i(\vec{r} - \vec{r}_i)$$

Atomic wave functions

This is the tight-binding wave function.

$$H_{MO} \psi_k = E_k \psi_k$$

Tight binding: 1-D chain

$$\psi_k(x) = \frac{1}{\sqrt{N}} \sum_n e^{inka} \phi(x - na)$$

Substitute the tight-binding wave function into the time independent Schrödinger equation.

$$H_{MO}\psi_k = E_k\psi_k$$

Multiply from the left by the atomic orbitals.

$$\langle \phi(x) | \hat{H} | \psi_k(x) \rangle = E \langle \phi(x) | \psi_k(x) \rangle$$

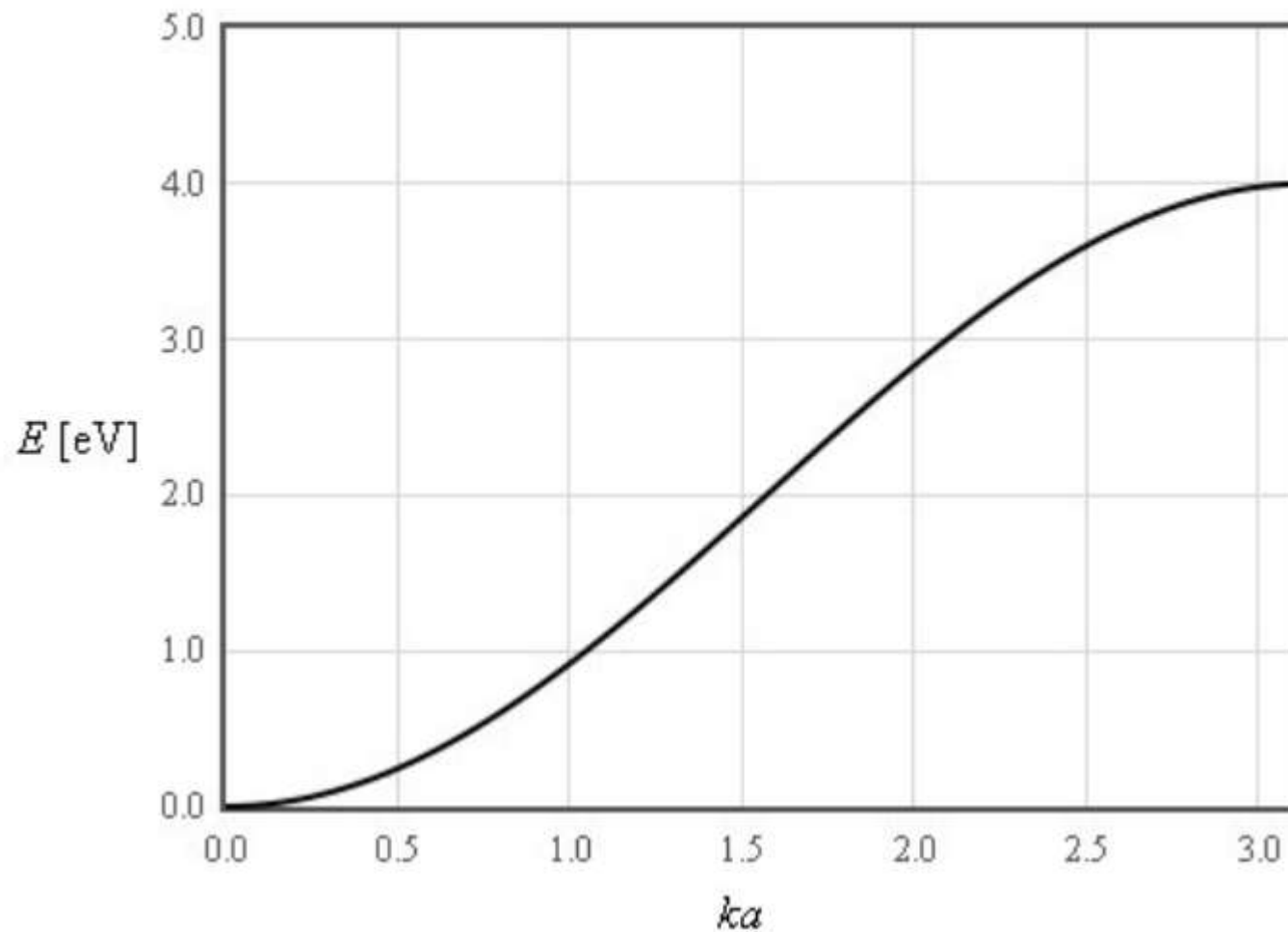
$$\begin{aligned} \langle \phi(x) | \hat{H} | \phi(x - a) \rangle e^{-ika} + \langle \phi(x) | \hat{H} | \phi(x) \rangle + \langle \phi(x) | \hat{H} | \phi(x + a) \rangle e^{ika} + \text{small terms} \\ = E + \text{small terms.} \end{aligned}$$

$$\epsilon = \langle \phi(x) | \hat{H} | \phi(x) \rangle \text{ and } t = -\langle \phi(x) | \hat{H} | \phi(x - a) \rangle$$

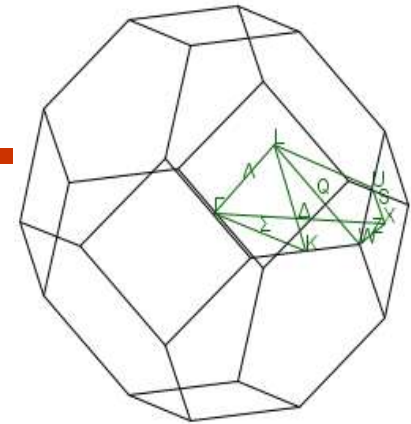
$$E = \epsilon - t (e^{-ika} + e^{ika}) = \epsilon - 2t \cos(ka).$$

Tight binding: 1-D chain

$$E = \epsilon - 2t \cos(ka).$$

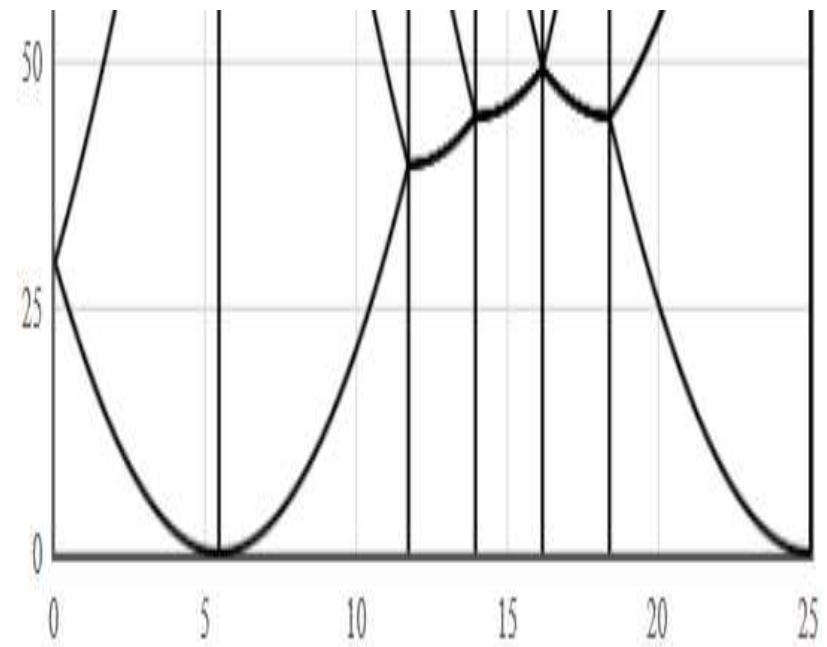
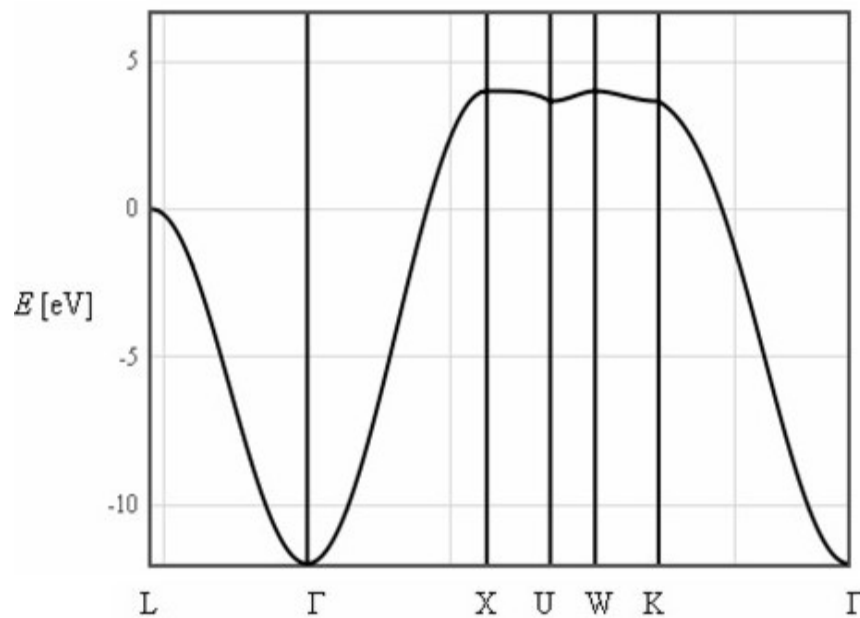


Tight binding, fcc

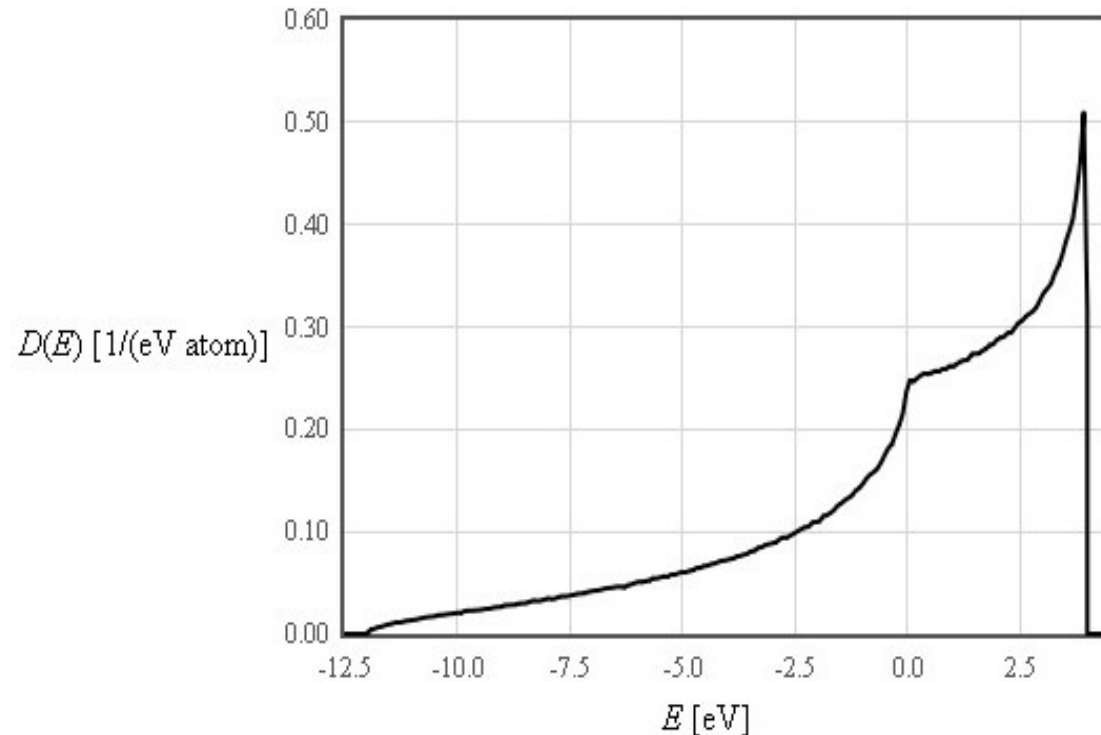


$$E = \varepsilon - t \sum_{lmn} e^{i\vec{k} \cdot \vec{\rho}_{lmn}}$$

$$E = \varepsilon - 4t \left(\cos\left(\frac{k_x a}{2}\right) \cos\left(\frac{k_y a}{2}\right) + \cos\left(\frac{k_x a}{2}\right) \cos\left(\frac{k_z a}{2}\right) + \cos\left(\frac{k_y a}{2}\right) \cos\left(\frac{k_z a}{2}\right) \right)$$



Density of states (fcc)

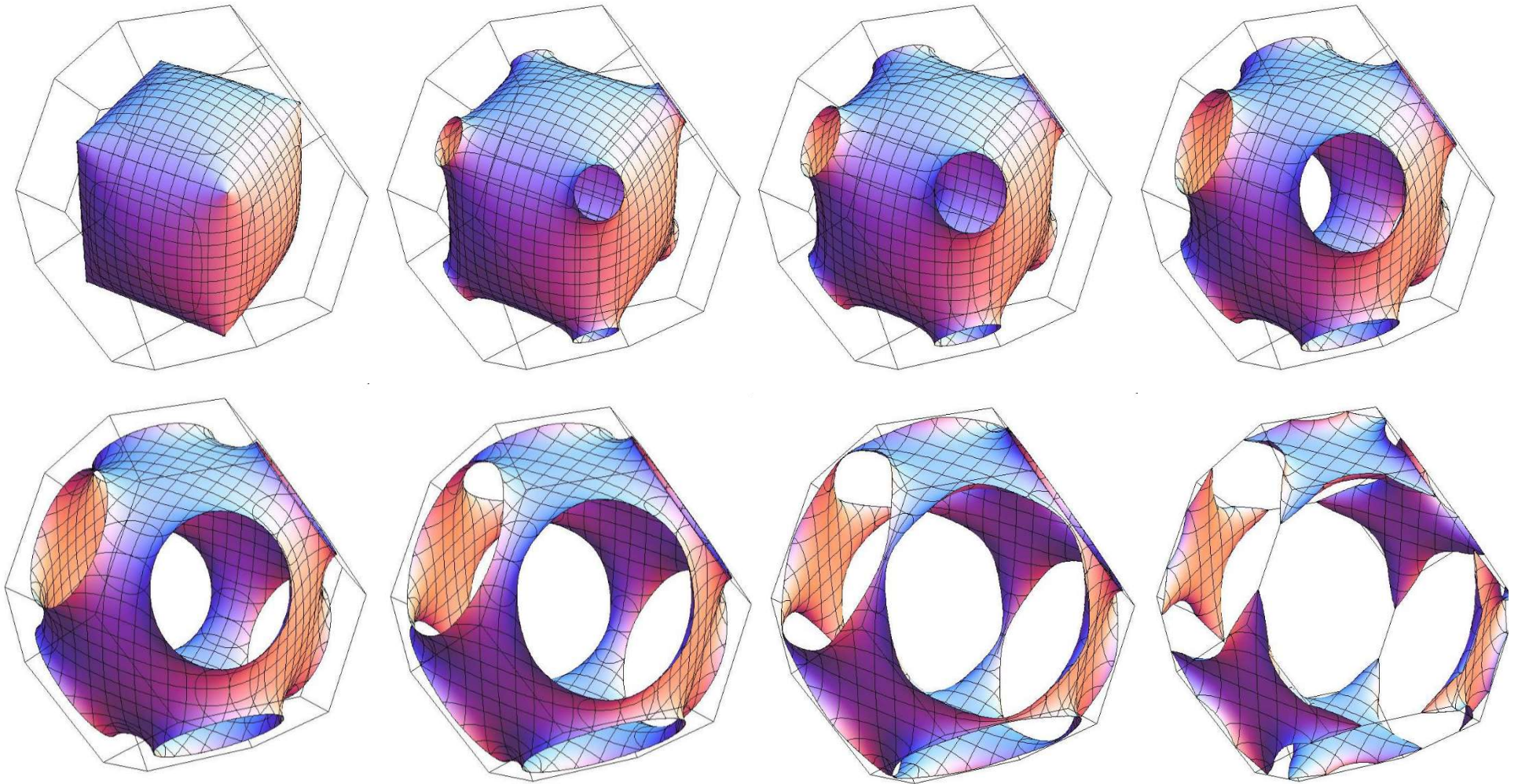


Calculate the energy for every allowed k in the Brillouin zone

$$E = \varepsilon - 4t \left(\cos\left(\frac{k_x a}{2}\right) \cos\left(\frac{k_y a}{2}\right) + \cos\left(\frac{k_x a}{2}\right) \cos\left(\frac{k_z a}{2}\right) + \cos\left(\frac{k_y a}{2}\right) \cos\left(\frac{k_z a}{2}\right) \right)$$

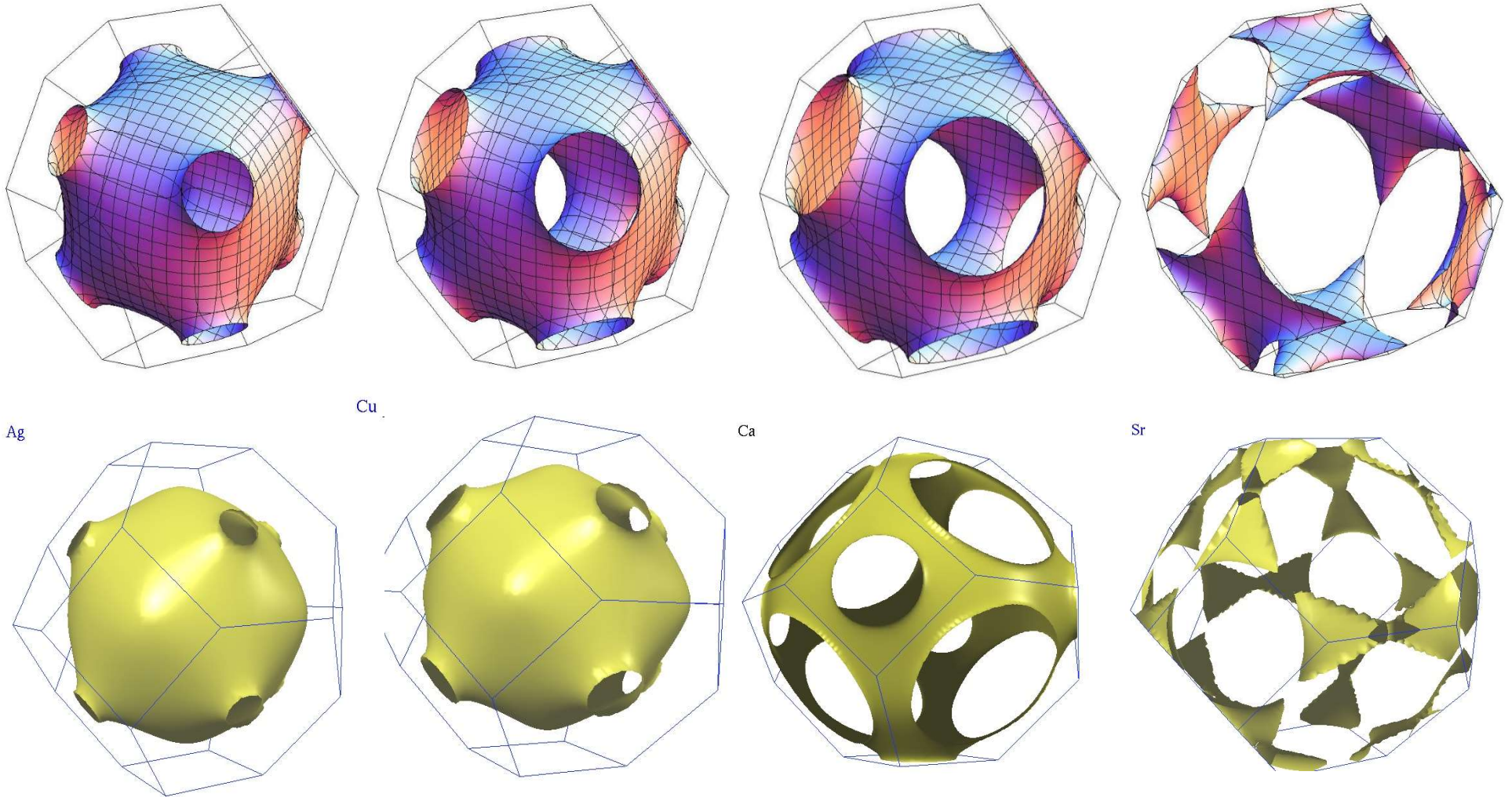
<http://lamp.tu-graz.ac.at/~hadley/ss1/bands/tbtable/tbtable.html>

Tight binding, fcc



Christian Gruber, 2008

Tight binding, fcc



<http://www.phys.ufl.edu/fermisurface/>

| | Linear Chain | 2-D square lattice | |
|-----------|--|--|-------------------------------------|
| relation | $E = \varepsilon - 2t \cos(k_x a)$ <p>Calculate E(k)</p> | $E = \varepsilon - 2t (\cos(k_x a) + \cos(k_y a))$ <p>Calculate E(k)</p> | $E = \varepsilon - 2t$ <p>Gamma</p> |
| of states | $D(k) = \frac{2}{\pi}$ | $D(k) = \frac{k}{\pi} \text{ m}^{-1}$ | |
| of states | $D(E) = \frac{1}{at \sqrt{1 - \left(\frac{\varepsilon - E}{2t}\right)^2}} \text{ J}^{-1} \text{ m}^{-1}$ | <p>$D(E) [1/(eV \text{ atom})]$</p> | <p>$D(E) [1/(eV)]$</p> |

[Simple Periodic Table with the electronic band structure of each element]

| | | | | | | | | | | | | | | | | | |
|--------------------|--------------------|--------------------|--------------------|--------------------|--------------------|--------------------|--------------------|--------------------|--------------------|--------------------|--------------------|--------------------|--------------------|--------------------|--------------------|--------------------|--------------------|
| H | | | | | | | | | | | | | | | | | He |
| Li | Be | | | | | | | | | | | B | C | N | O | F | Ne |
| Na | Mg | | | | | | | | | | | Al | Si | P | S | Cl | Ar |
| K | Ca | Sc | Ti | V | Cr | Mn | Fe | Co | Ni | Cu | Zn | Ga | Ge | As | Se | Br | Kr |
| Rb | Sr | Y | Zr | Nb | Mo | Tc | Ru | Rh | Pd | Ag | | | | | | | |
| Cs | Ba | La | Hf | Ta | W | Re | Os | Ir | Pt | Au | | | | | | | |

[png images, less than about 20 kb](Start 2/2, 2006)(
[\[NPT2\]](#)[\[Copyright and No warranty\]](#)[\[Top\]](#)

New Semiconductor Materials. Biology systems
 Characteristics and Properties

[Semiconductors](#)
[n,k database](#)
[InGaAsP](#)
[Levels](#)

NSM Archive - Physical Properties of

- Si - Silicon
- GaP - Gallium Phosphide
- InAs - Indium Arsenide
- GaSb - Gallium Antimonide
- InP - Indium Phosphide
- $Al_xGa_{1-x}As$ - Aluminium Gallium Arsenide
- AlN - Aluminium Nitride
- BN - Boron Nitride

Materials Explorer
 App by Materials Project

Search for materials information by chemistry, composition, or property.

Materials

Only Elements
 At Least Elements
 Formula

* Select elements to search for materials with **only** these elements

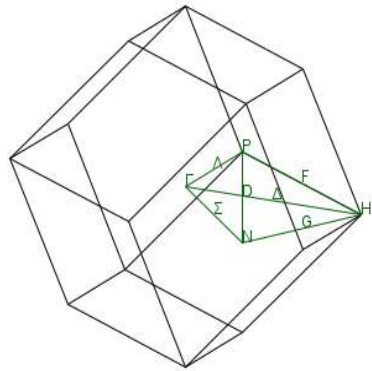
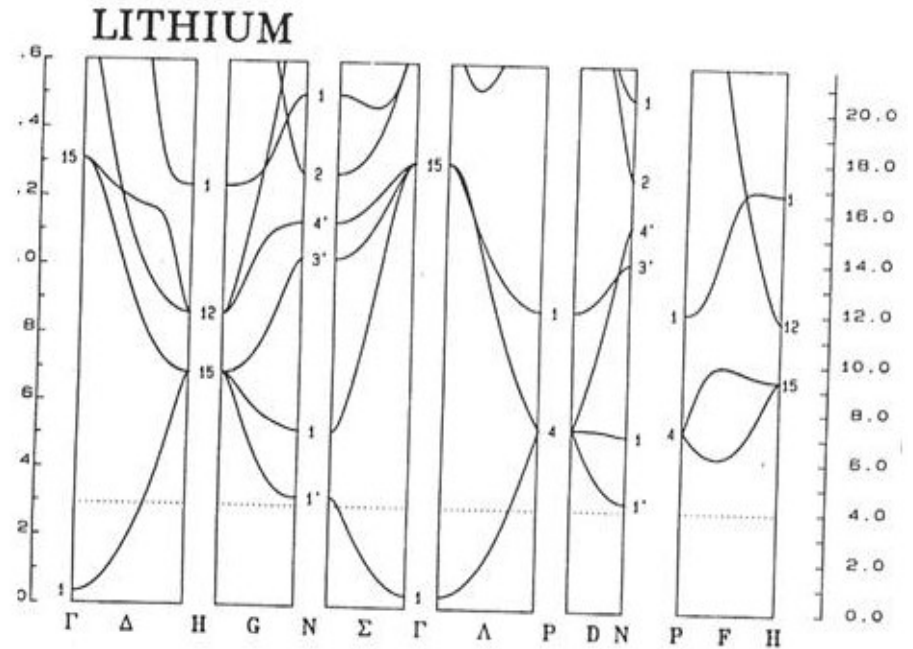
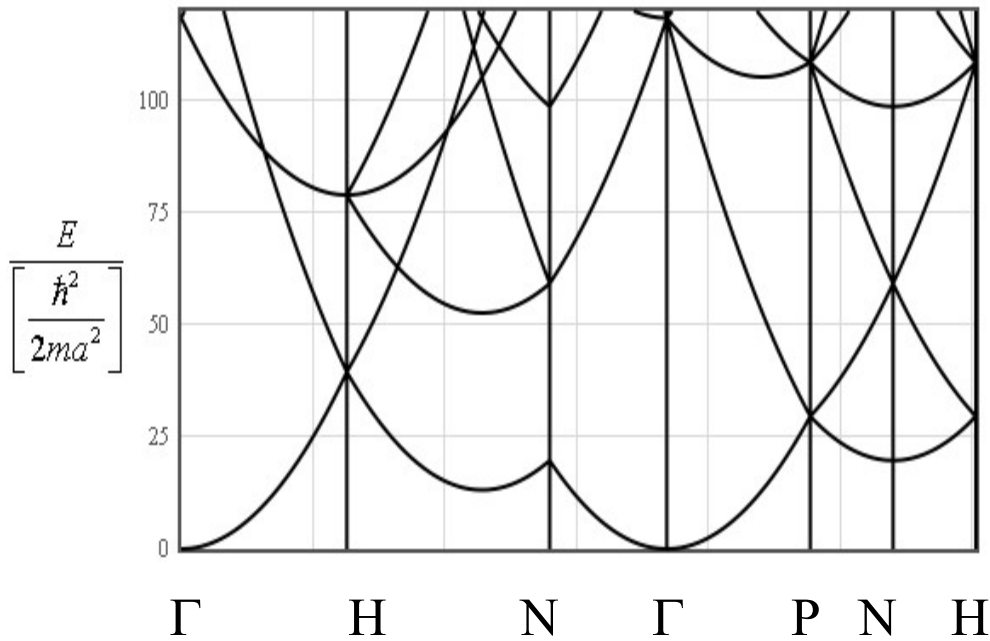
| | | | | | | | | | | | | | | | | | |
|----|----|-------|----|----|----|----|----|----|----|----|----|----|----|----|----|----|----|
| H | | | | | | | | | | | | | | | | | He |
| Li | Be | | | | | | | | | | | B | C | N | O | F | Ne |
| Na | Mg | | | | | | | | | | | Al | Si | P | S | Cl | Ar |
| K | Ca | Sc | Ti | V | Cr | Mn | Fe | Co | Ni | Cu | Zn | Ga | Ge | As | Se | Br | Kr |
| Rb | Sr | Y | Zr | Nb | Mo | Tc | Ru | Rh | Pd | Ag | Cd | In | Sn | Sb | Te | I | Xe |
| Cs | Ba | La-Lu | Hf | Ta | W | Re | Os | Ir | Pt | Au | Hg | Tl | Pb | Bi | Po | At | Rn |
| Fr | Ra | Ac-Lr | Rf | Db | Sg | Bh | Hs | Mt | Ds | Rg | Cn | Nh | Fl | Mc | Lv | Ts | Og |
| | | La | Ce | Pr | Nd | Pm | Sm | Eu | Gd | Tb | Dy | Ho | Er | Tm | Yb | Lu | |
| | | Ac | Th | Pa | U | Np | Pu | Am | Cm | Bk | Cf | Es | Fm | Md | No | Lr | |

$GaAs_{1-x}Sb_x$ - Gallium Arsenide Antimonide

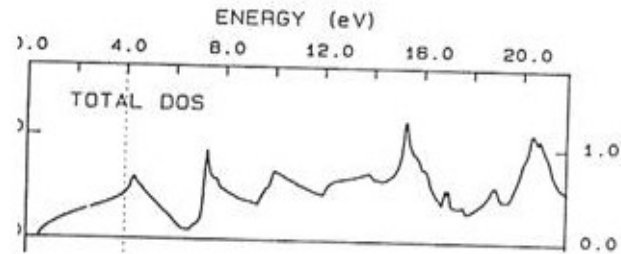
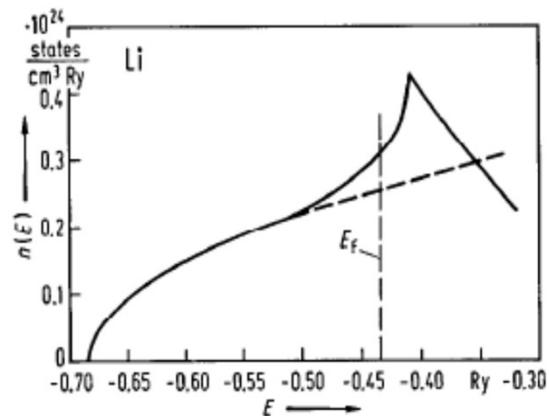
InN - Indium Nitride

GaN - Gallium Nitride

Lithium bcc



Density of states



Sodium

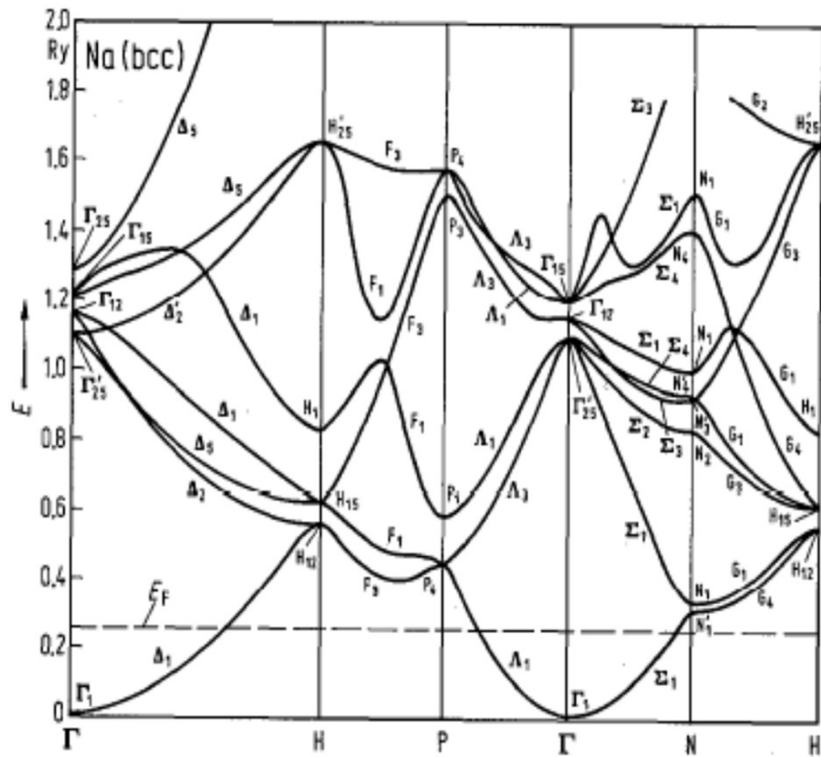
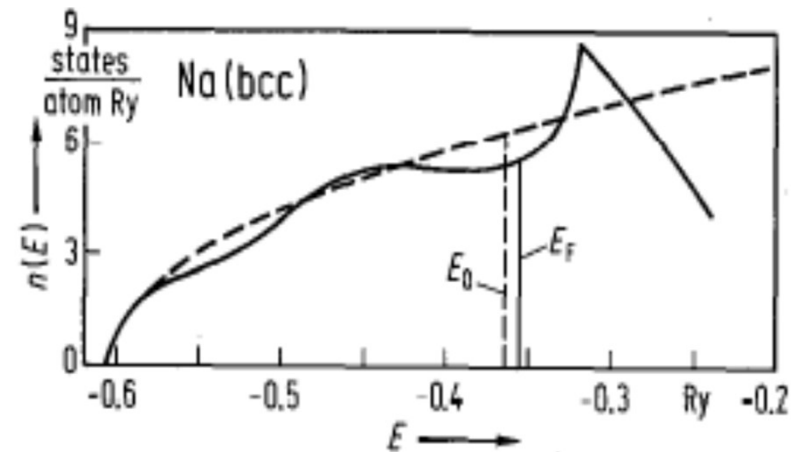
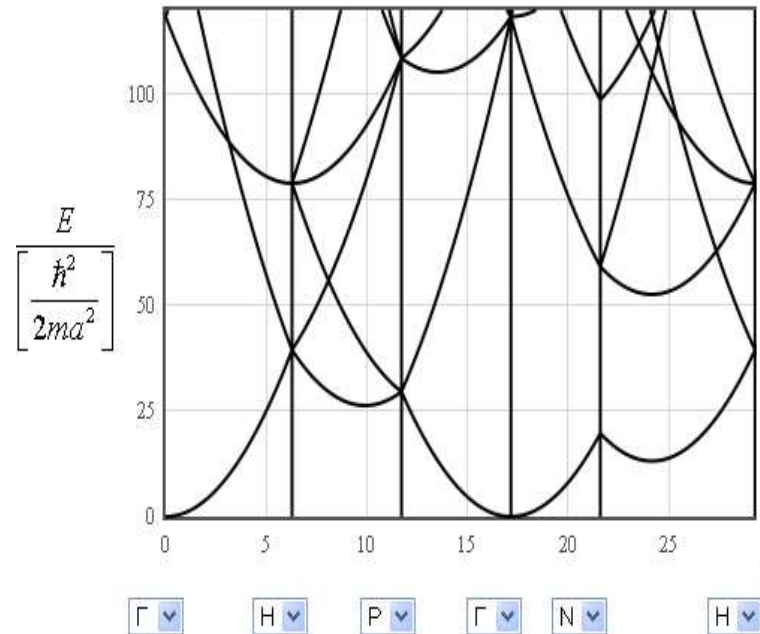
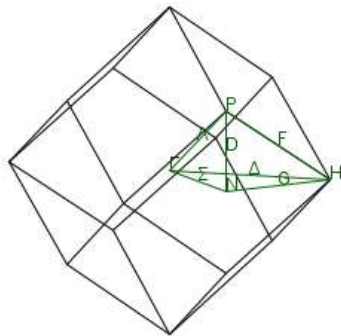
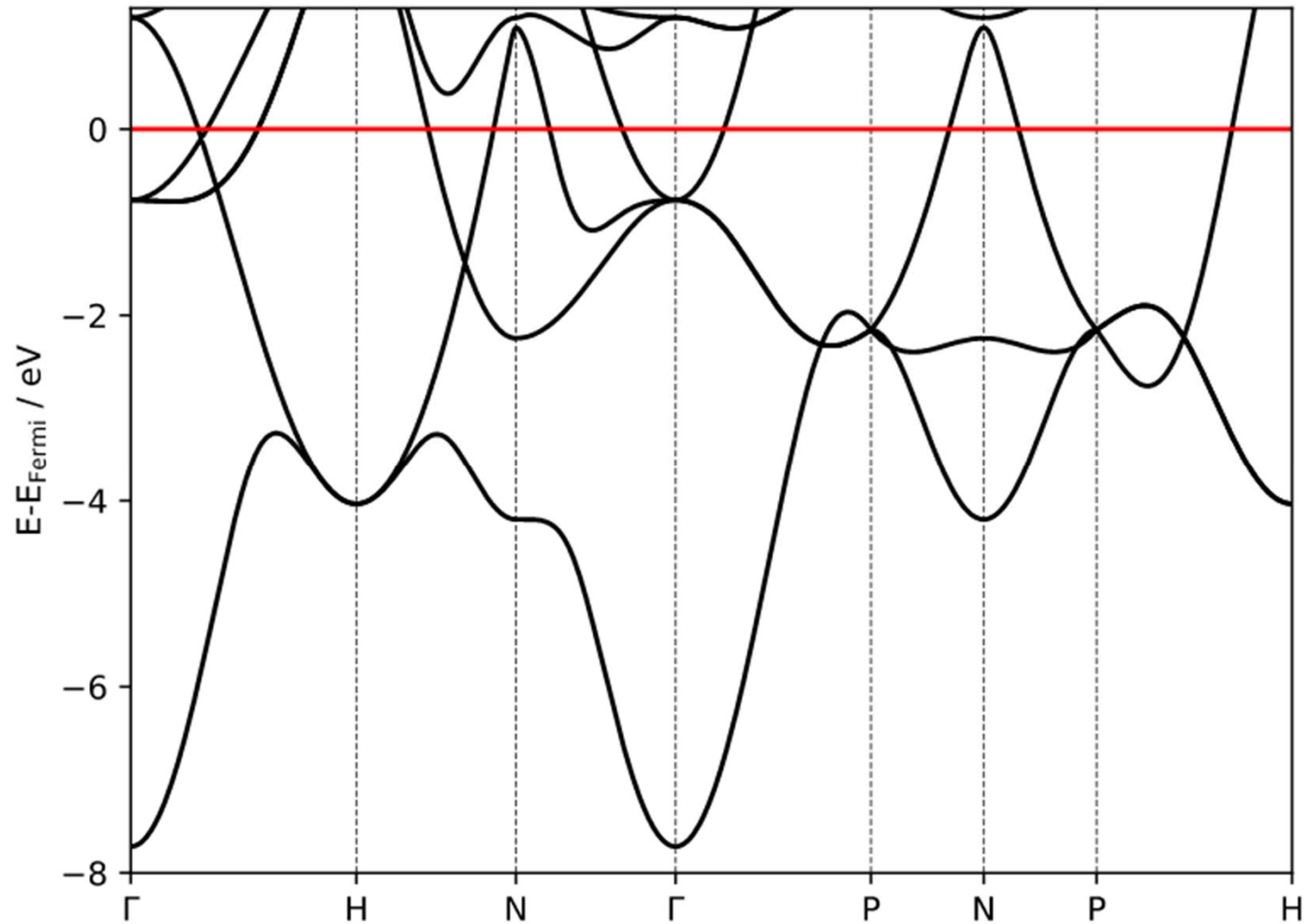


Fig. 6. Na (bcc). Energy bands calculated using the APW method by Gupta (quoted in [73Hag]).

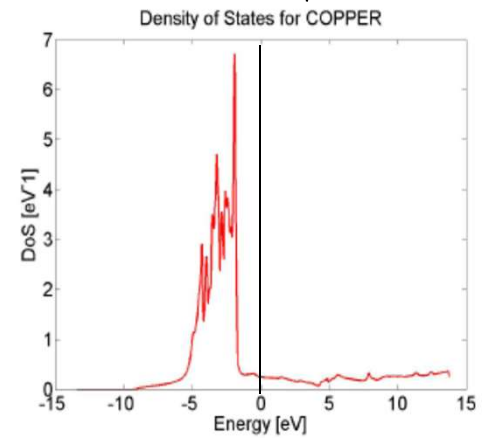
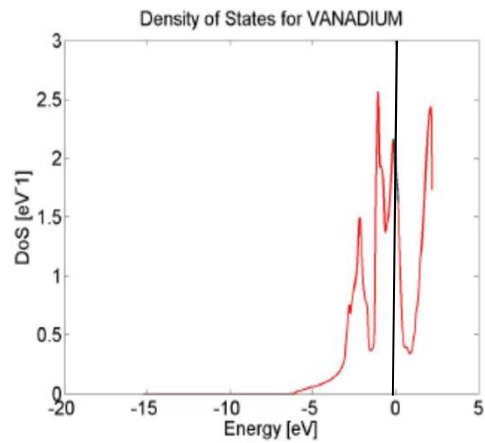
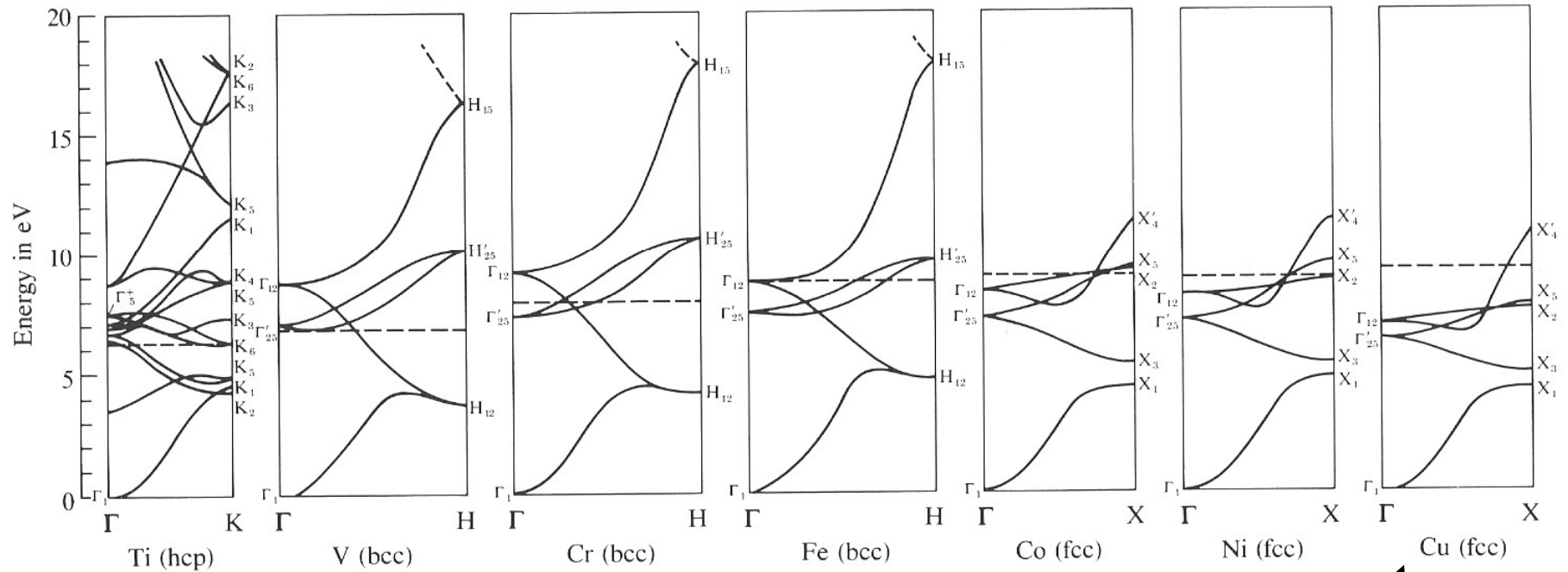


Bandstructure of bcc chromium (Cr)



http://lampx.tugraz.at/~hadley/ss1/bands/bandstructures/Cr/Cr_Bandstructure.html

Transition metals



| | | | | | | | | | | | | | | | | | | | | | | | |
|---------------------------------------|--|---------------------------------------|---|--|--|---|--|--------------------------------------|---|--|---------------------------------------|---------------------------------------|---|---------------------------------------|--|--------------------------------------|--------------------------------------|--|--------------------------------------|--|------------------------------------|---------------------------------------|------------------------------------|
| hydrogen 1 H 1.0079 | | | | | | | | | | | | | | | | | helium 2 He 4.0026 | | | | | | |
| lithium 3 Li 6.941 | beryllium 4 Be 9.0122 | | | | | | | | | | | | | | | | | boron 5 B 10.811 | carbon 6 C 12.011 | nitrogen 7 N 14.007 | oxygen 8 O 15.999 | fluorine 9 F 18.998 | neon 10 Ne 20.180 |
| sodium 11 Na 22.990 | magnesium 12 Mg 24.305 | | | | | | | | | | | | | | | | | aluminium 13 Al 26.982 | silicon 14 Si 28.086 | phosphorus 15 P 30.974 | sulfur 16 S 32.065 | chlorine 17 Cl 35.453 | argon 18 Ar 39.948 |
| potassium 19 K 39.098 | calcium 20 Ca 40.078 | scandium 21 Sc 44.956 | titanium 22 Ti 47.867 | vanadium 23 V 50.942 | chromium 24 Cr 51.996 | manganese 25 Mn 54.938 | iron 26 Fe 55.845 | cobalt 27 Co 58.933 | nickel 28 Ni 58.693 | copper 29 Cu 63.546 | zinc 30 Zn 65.39 | gallium 31 Ga 69.723 | germanium 32 Ge 72.61 | arsenic 33 As 74.922 | selenium 34 Se 78.96 | bromine 35 Br 79.904 | krypton 36 Kr 83.80 | | | | | | |
| rubidium 37 Rb 85.468 | strontium 38 Sr 87.62 | yttrium 39 Y 88.906 | zirconium 40 Zr 91.224 | niobium 41 Nb 92.906 | molybdenum 42 Mo 95.94 | technetium 43 Tc [98] | ruthenium 44 Ru 101.07 | rhodium 45 Rh 102.91 | palladium 46 Pd 106.42 | silver 47 Ag 107.87 | cadmium 48 Cd 112.41 | indium 49 In 114.82 | tin 50 Sn 118.71 | antimony 51 Sb 121.76 | tellurium 52 Te 127.60 | iodine 53 I 126.90 | xenon 54 Xe 131.29 | | | | | | |
| caesium 55 Cs 132.91 | barium 56 Ba 137.33 | 57-70 * | lutetium 71 Lu 174.97 | hafnium 72 Hf 178.49 | tantalum 73 Ta 180.95 | tungsten 74 W 183.84 | rhenium 75 Re 186.21 | osmium 76 Os 190.23 | iridium 77 Ir 192.22 | platinum 78 Pt 195.08 | gold 79 Au 196.97 | mercury 80 Hg 200.59 | thallium 81 Tl 204.38 | lead 82 Pb 207.2 | bismuth 83 Bi 208.98 | polonium 84 Po [209] | astatine 85 At [210] | radon 86 Rn [222] | | | | | |
| francium 87 Fr [223] | radium 88 Ra [226] | 89-102 ** | lawrencium 103 Lr [262] | rutherfordium 104 Rf [261] | dubnium 105 Db [262] | seaborgium 106 Sg [266] | bohrium 107 Bh [264] | hassium 108 Hs [269] | meitnerium 109 Mt [268] | ununnium 110 Uun [271] | ununium 111 Uuu [272] | ununium 112 Uub [277] | ununquadium 114 Uuq [289] | | | | | | | | | | |

d band metals, transition metals



* Lanthanide series

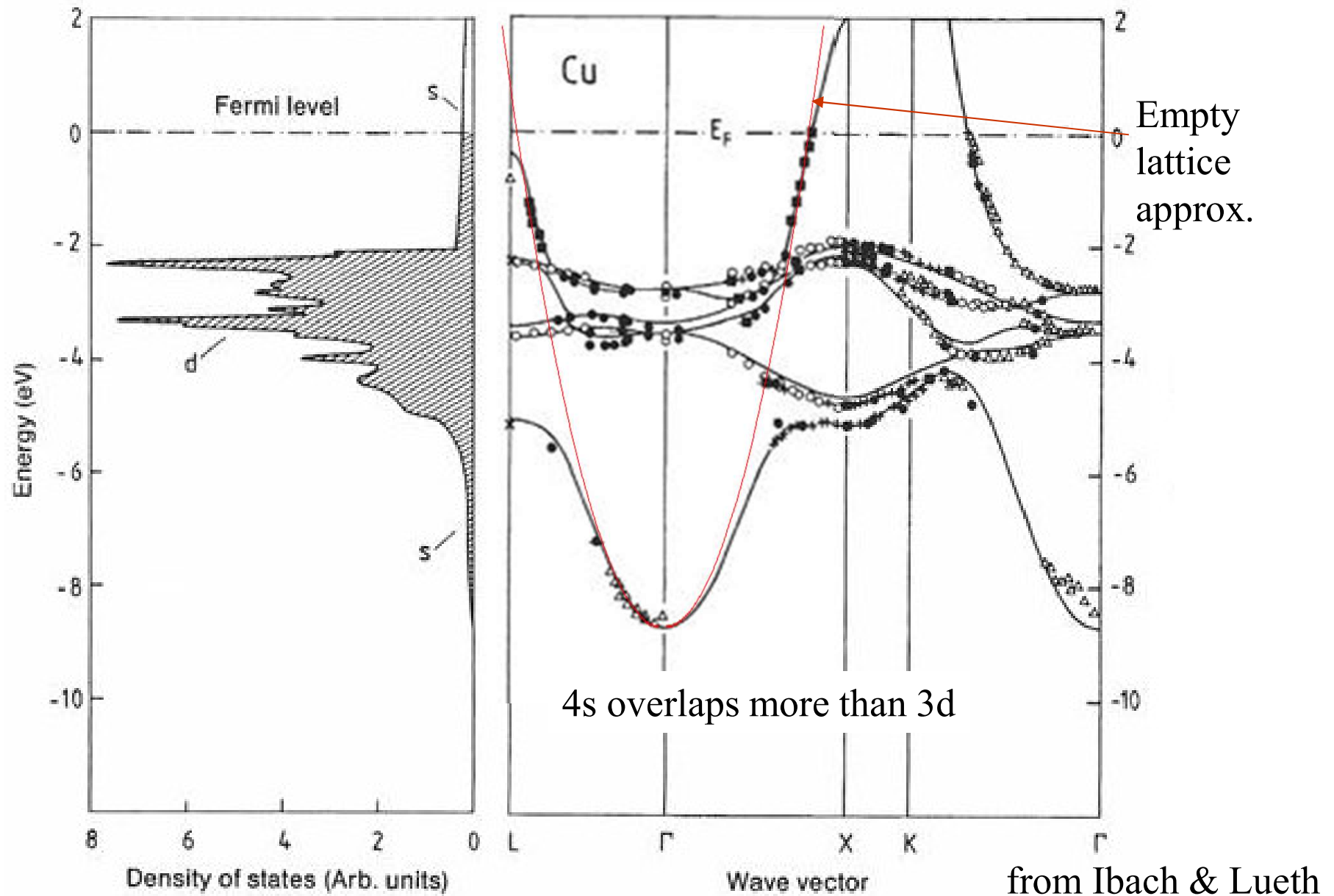
** Actinide series

| | | | | | | | | | | | | | |
|--|--------------------------------------|---|--|--|---------------------------------------|---------------------------------------|---|---------------------------------------|---|---|--------------------------------------|--|--|
| lanthanum 57 La 138.91 | cerium 58 Ce 140.12 | praseodymium 59 Pr 140.91 | neodymium 60 Nd 144.24 | promethium 61 Pm [145] | samarium 62 Sm 150.36 | europium 63 Eu 151.96 | gadolinium 64 Gd 157.25 | terbium 65 Tb 158.93 | dysprosium 66 Dy 162.50 | holmium 67 Ho 164.93 | erbium 68 Er 167.26 | thulium 69 Tm 168.93 | ytterbium 70 Yb 173.04 |
| actinium 89 Ac [227] | thorium 90 Th 232.04 | protactinium 91 Pa 231.04 | uranium 92 U 238.03 | neptunium 93 Np [237] | plutonium 94 Pu [244] | americium 95 Am [243] | curium 96 Cm [247] | berkelium 97 Bk [247] | californium 98 Cf [251] | einsteinium 99 Es [252] | fermium 100 Fm [257] | mendelevium 101 Md [258] | nobelium 102 No [259] |

f band metals, rare earths



Copper dispersion relation and density of states



Silver

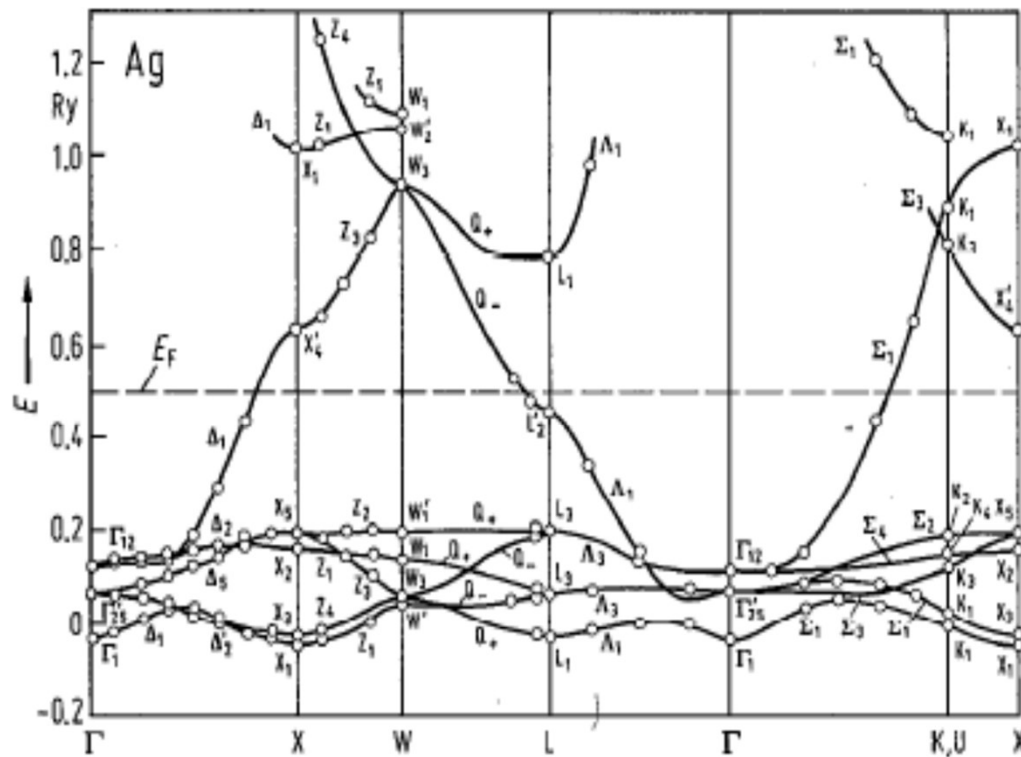


Fig. 3. Ag. Energy bands calculated using the APW method [69Chr].

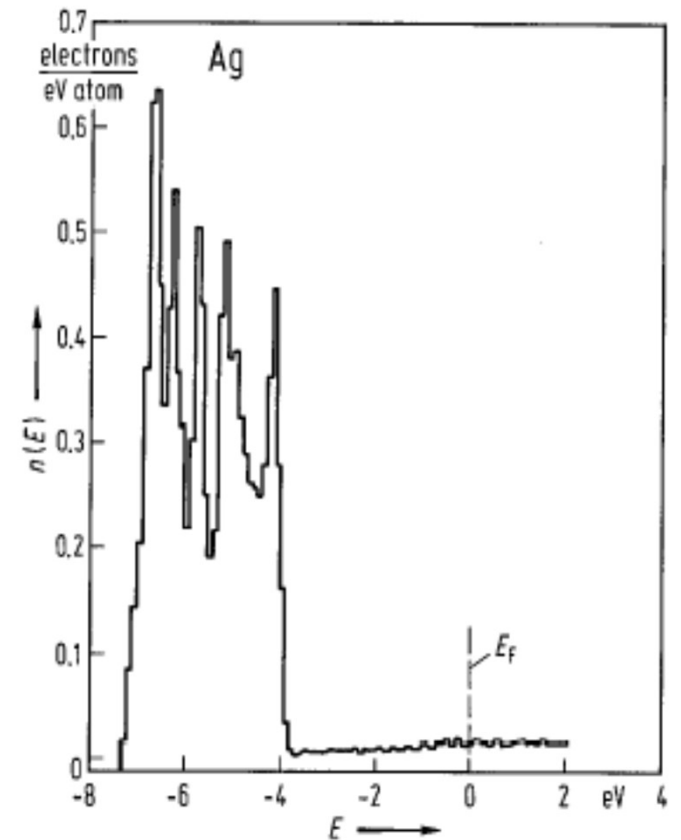


Fig. 15. Ag. Density of states calculated from the energy bands in Fig. 10. Ag [75Fon].

Gold

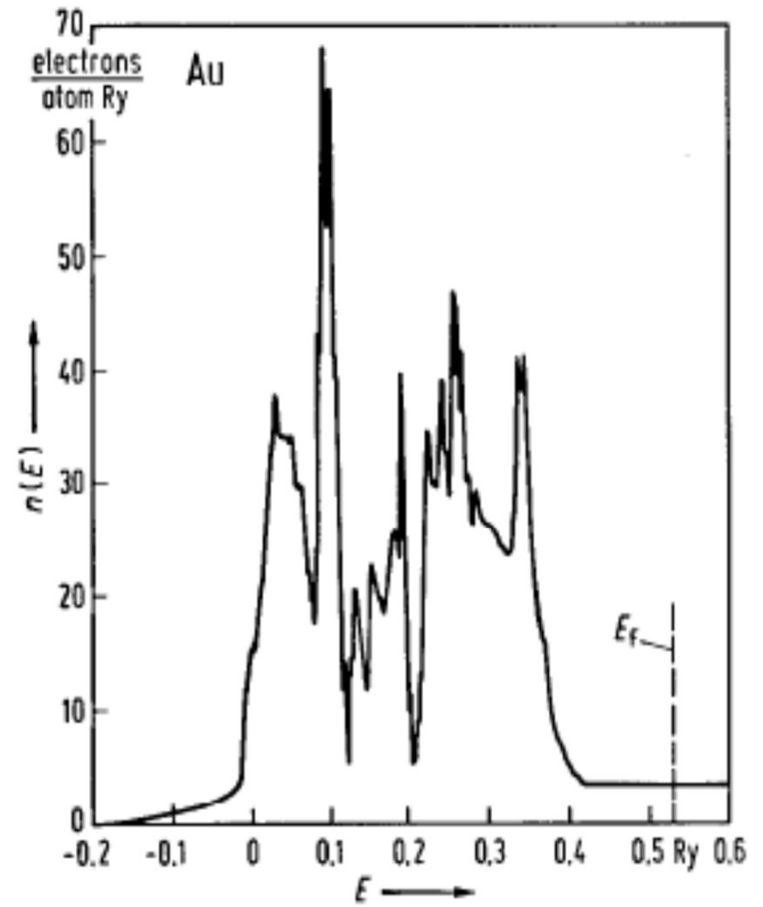
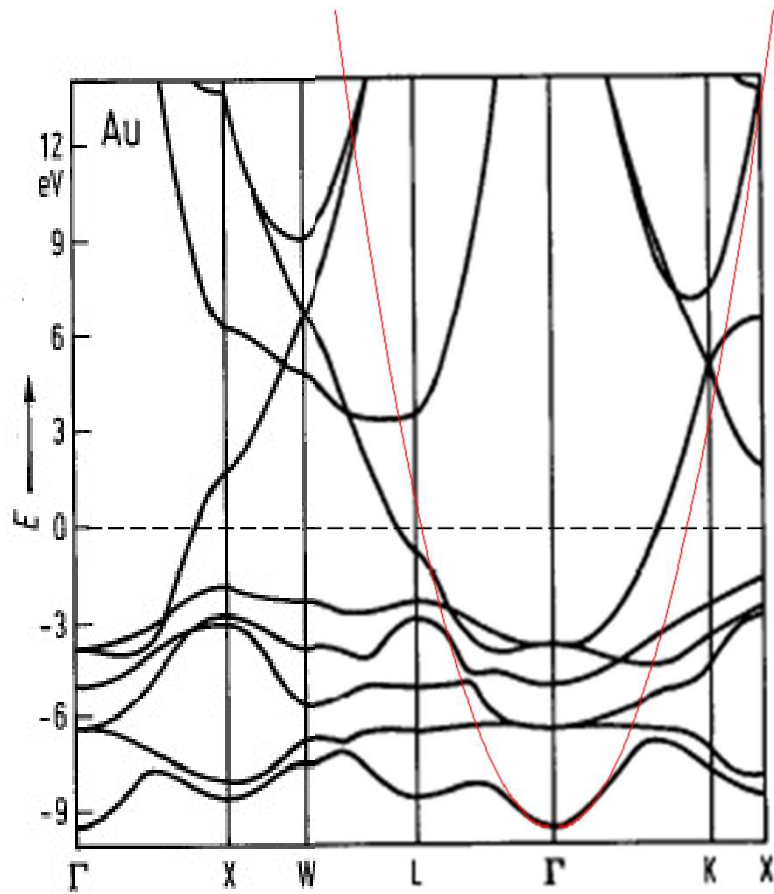
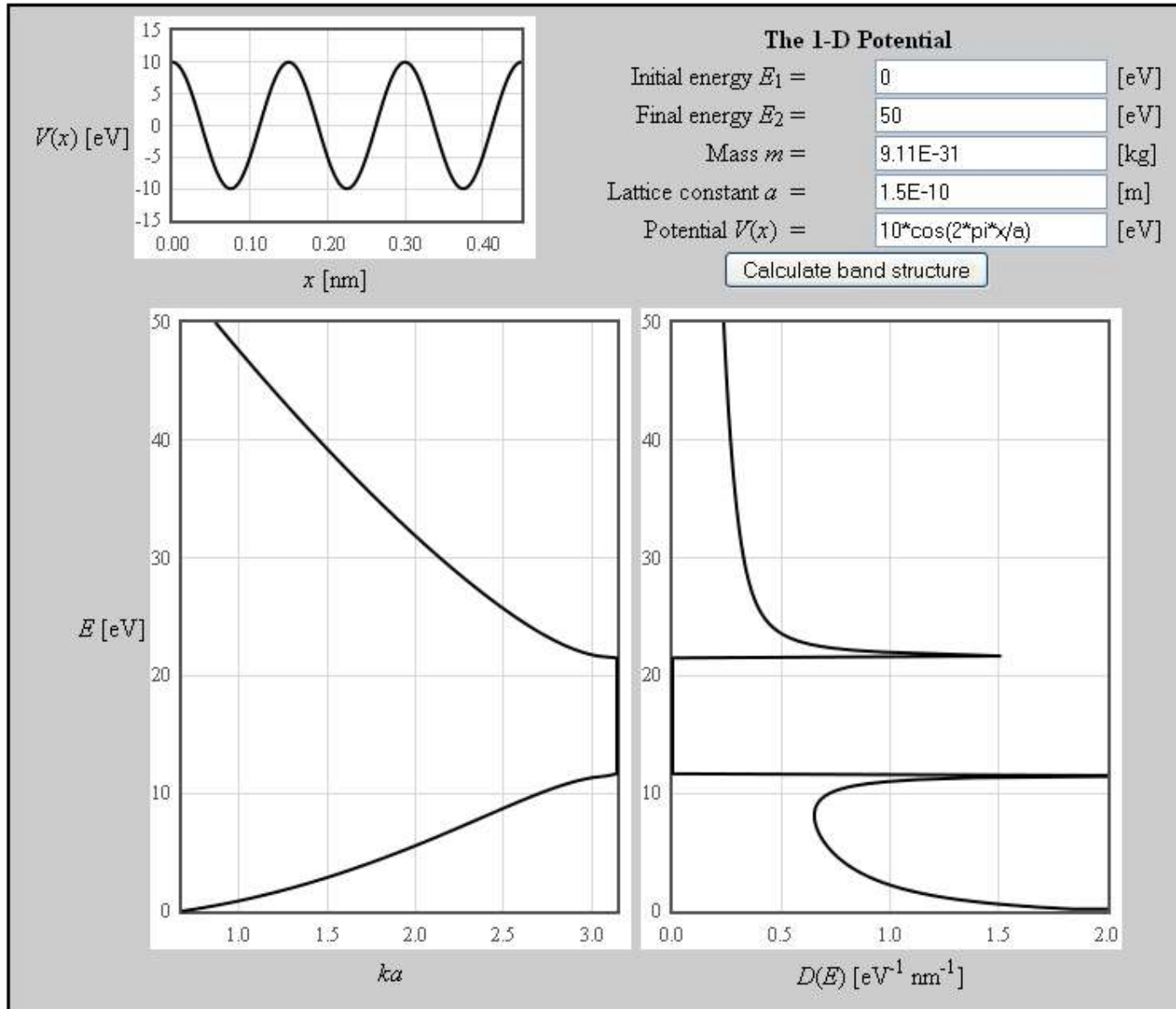


Fig. 9. Au. Density of states calculated from the energy bands in Fig. 4b. Au [71Chr2].

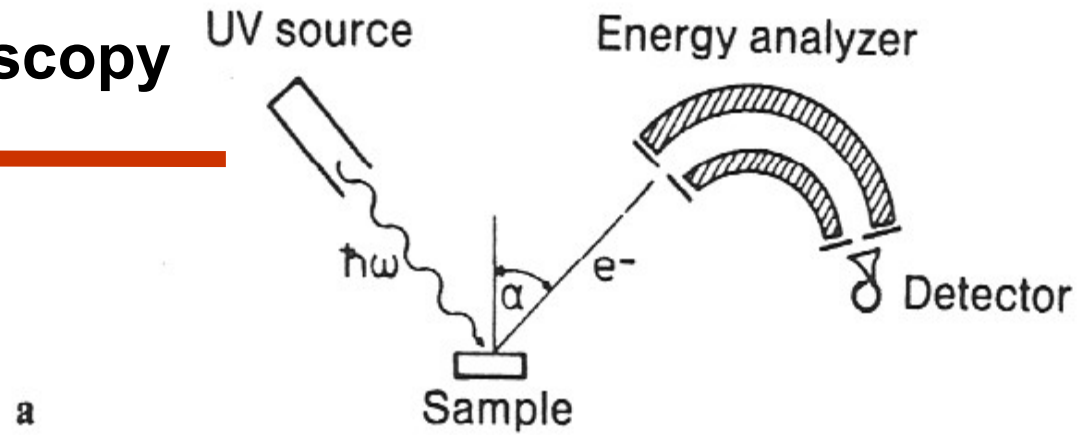
Band structure in 1-D



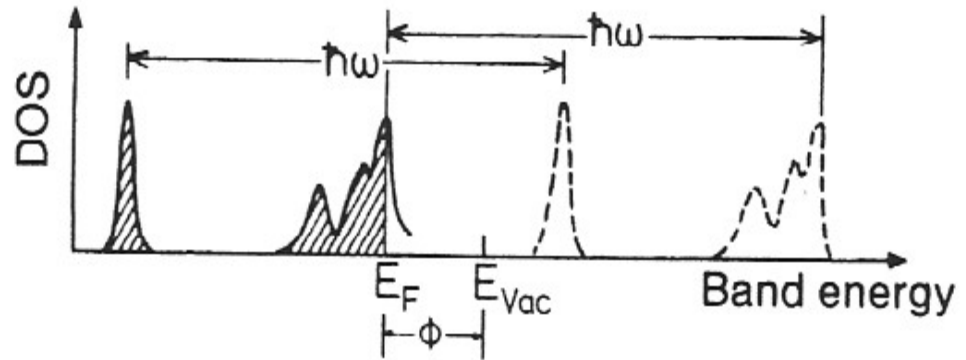
Photoemission spectroscopy

UPS - Ultraviolet photoemission spectroscopy

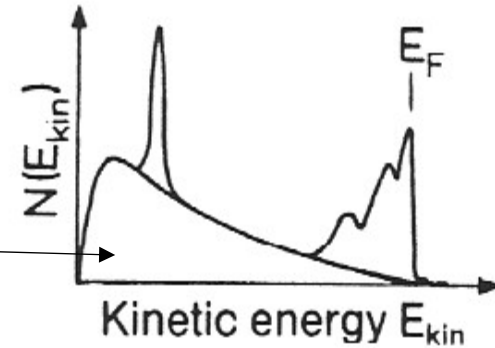
Measure the density of states with photoemission spectroscopy



a



Secondary electrons

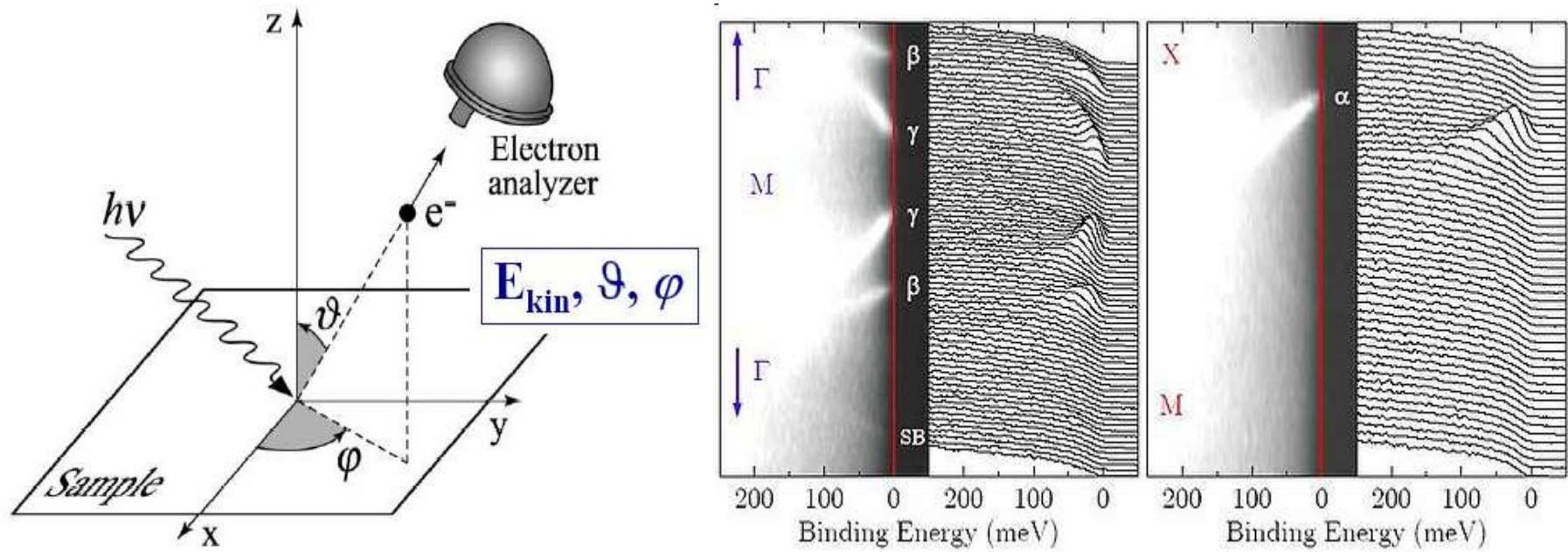


From: Ibach & Lueth

b

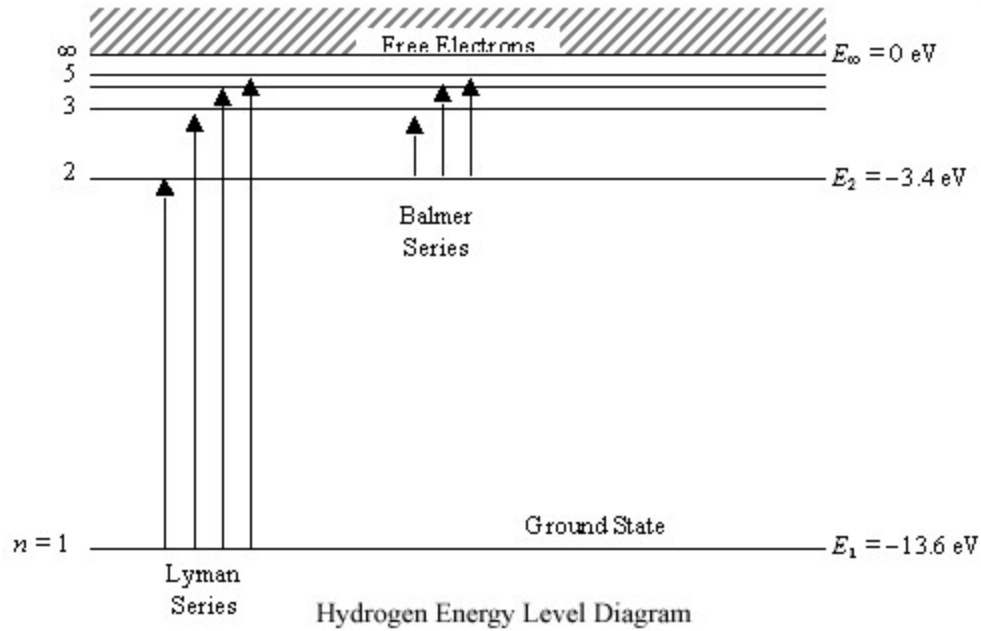
Binding energy

Angle resolved photoemission spectroscopy (ARPES)

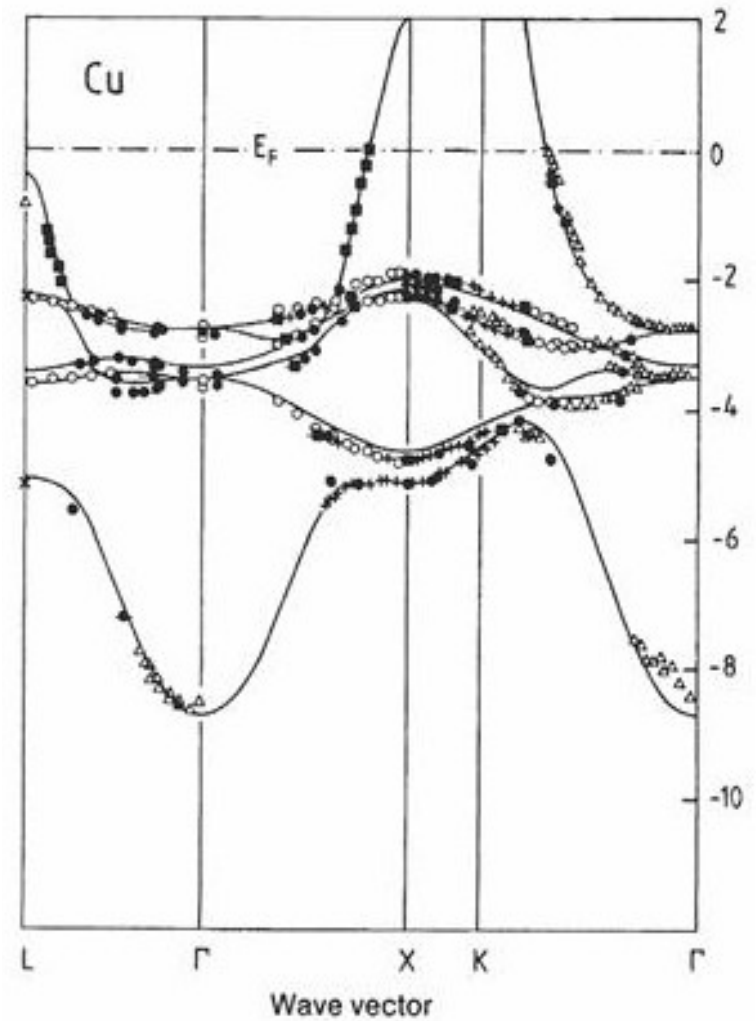
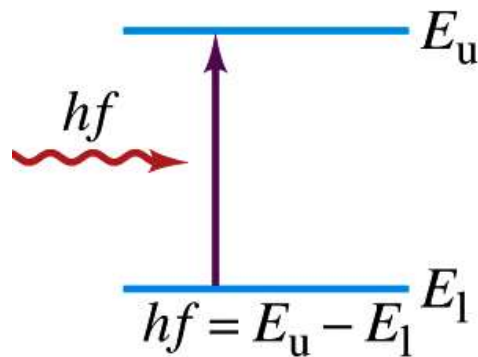


Measure the dispersion relation with angle resolved photoemission

Optical absorption



Hydrogen atom

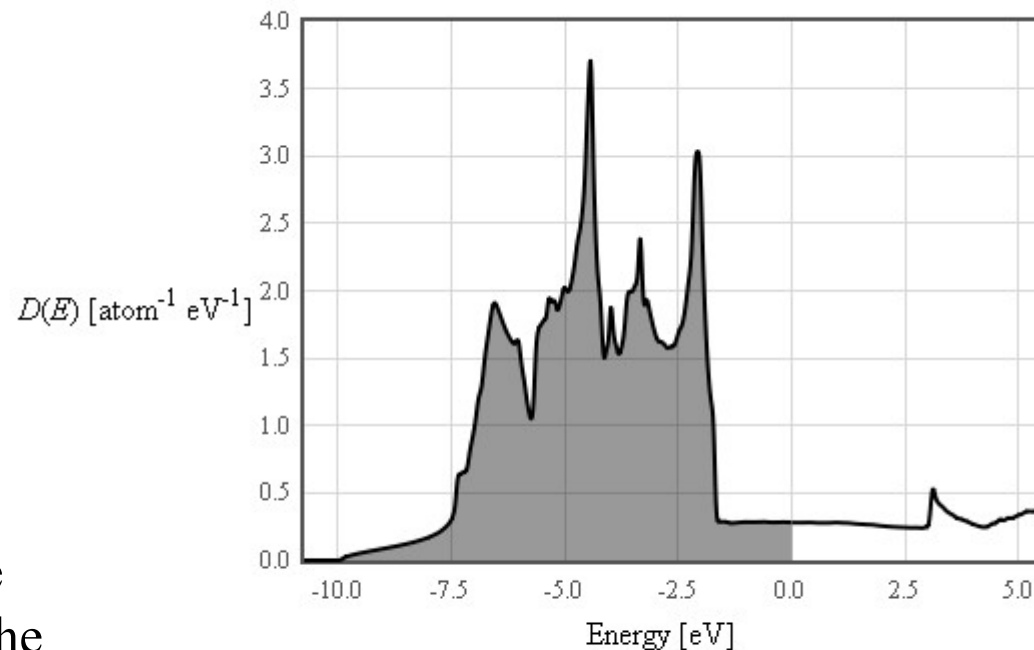


Copper fcc crystal

Thermodynamic properties of metals

From the band structure measurements, we obtain the electron density of states.

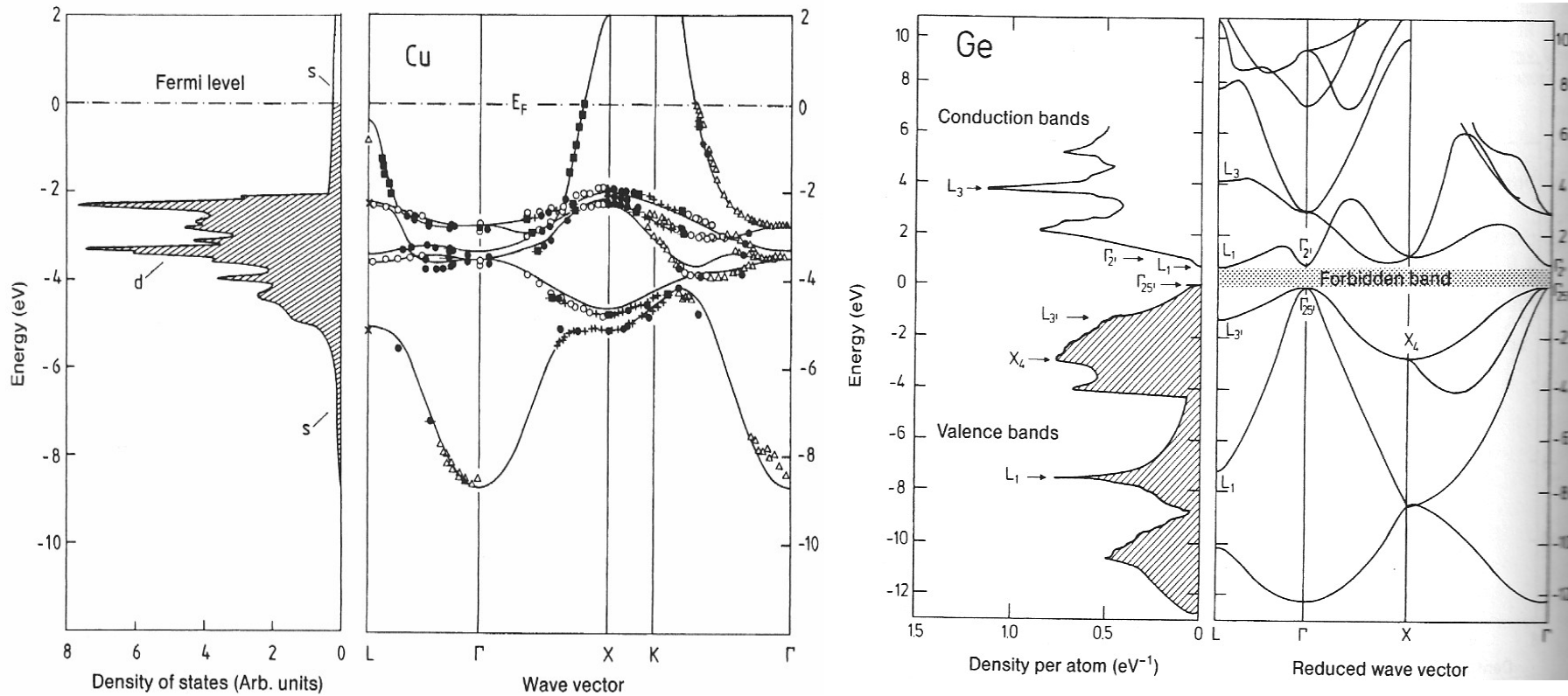
Electron density of states for fcc gold



Thermodynamic properties can be calculated from the tabulated data for the density of states

| E [eV] | $D(E)$ [$\text{atom}^{-1} \text{eV}^{-1}$] |
|-----------|--|
| -10.74913 | 0 |
| -10.73552 | 0 |
| -10.72192 | 0 |

Metals, semiconductors, and insulators



Insulators: band gap > 3 eV

From Ibach & Lueth