

# pn-junctions

---

# pn junctions

pn junctions are found in:

diodes

solar cells

LEDs

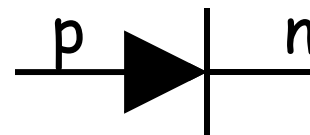
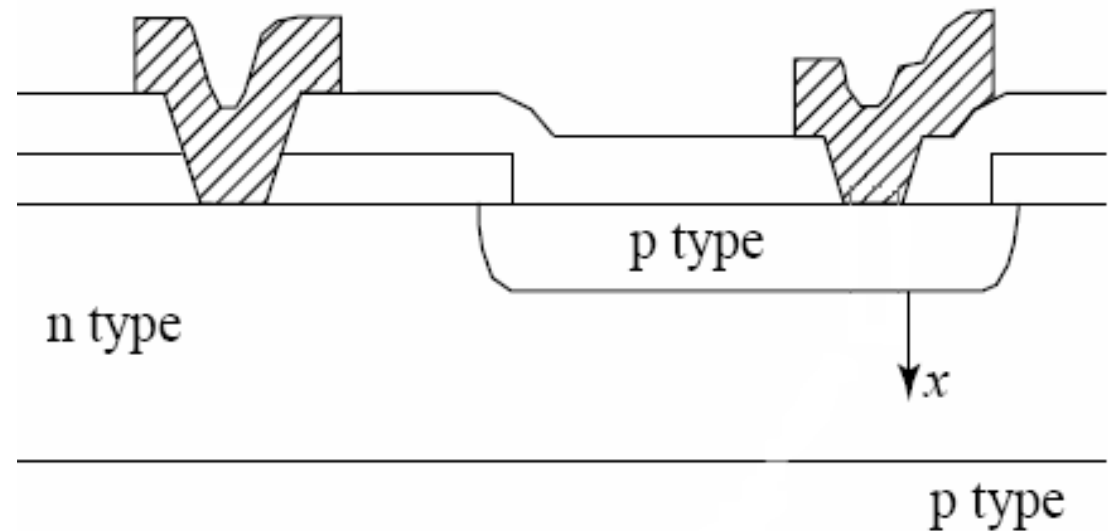
isolation

JFETs

bipolar transistors

MOSFETs

solid state lasers

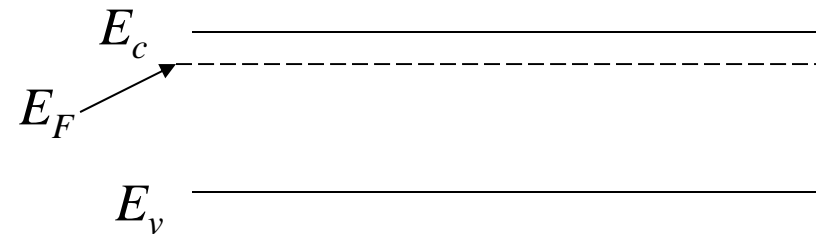
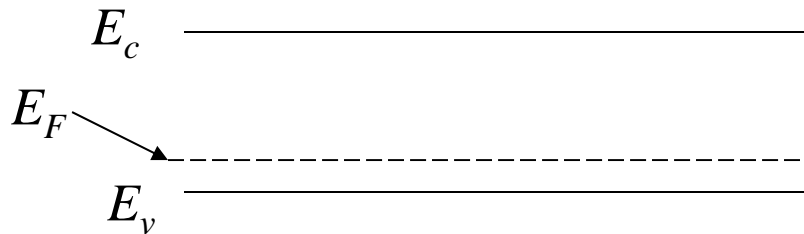


# pn junction

isolated semiconductors

p-type

n-type



$$E_F = E_v + k_B T \ln \left( \frac{N_v}{N_A} \right)$$

$$n = N_c \exp \left( \frac{E_F - E_c}{k_B T} \right)$$


$$p = N_v \exp \left( \frac{E_v - E_F}{k_B T} \right)$$

valid for both n and p doping

$$E_F = E_c - k_B T \ln \left( \frac{N_c}{N_D} \right)$$

# pn junction

semiconductors in contact  
electrons flow from n to p



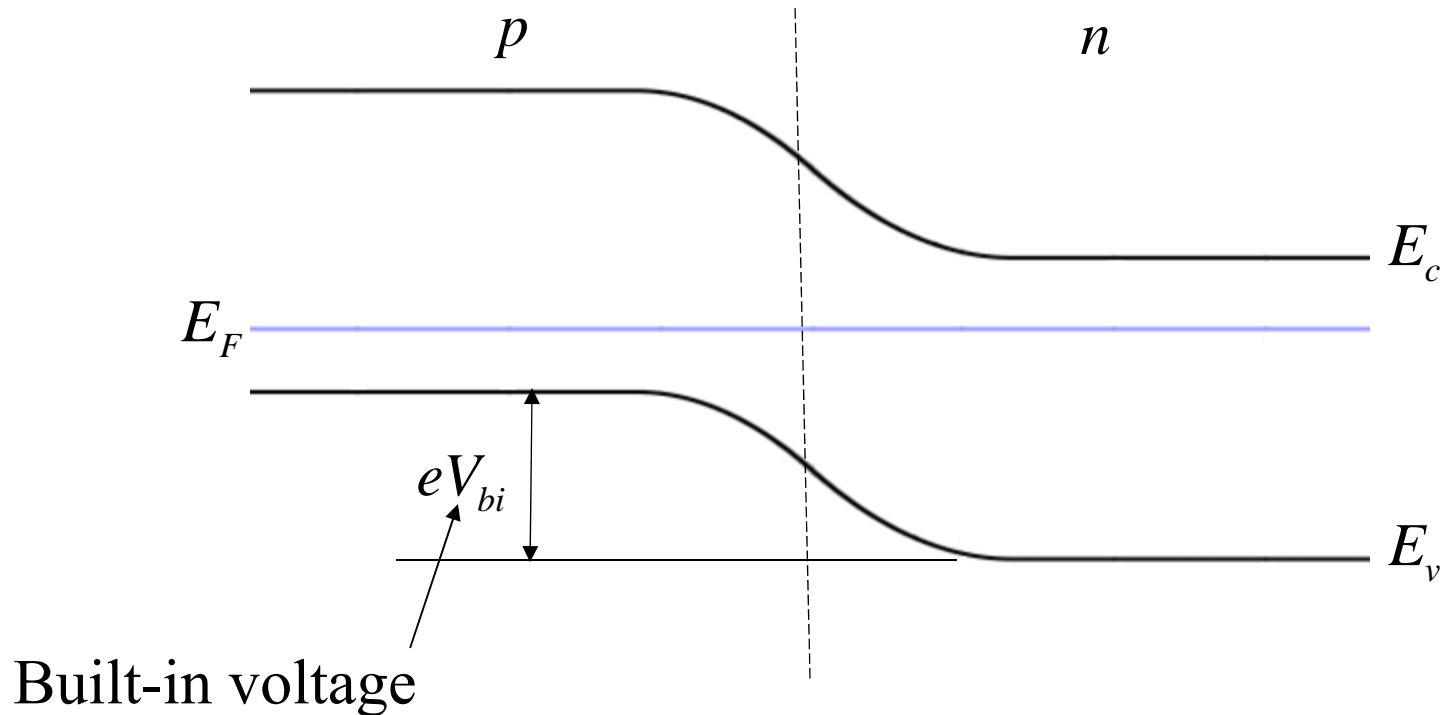
$$E_F = E_v + k_B T \ln \left( \frac{N_v}{N_A} \right)$$

$$E_F = E_c - k_B T \ln \left( \frac{N_c}{N_D} \right)$$

$$E_F = E_v + E_g - k_B T \ln \left( \frac{N_c}{N_D} \right)$$

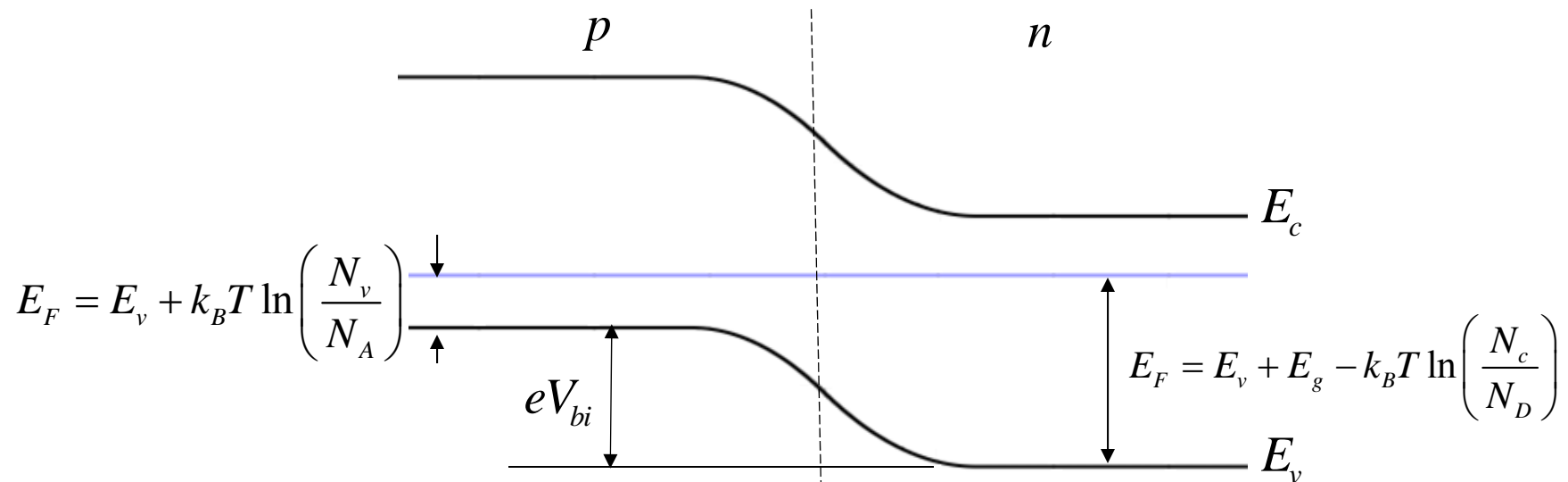
# pn junction

semiconductors in contact



Abrupt junction: the doping changes abruptly from p to n

# Built-in voltage $V_{bi}$



$$eV_{bi} = E_v + E_g - k_B T \ln \left( \frac{N_c}{N_{D,n} - N_{A,n}} \right) - E_v - k_B T \ln \left( \frac{N_v}{N_{A,p} - N_{D,p}} \right)$$

$$eV_{bi} = E_g - k_B T \ln \left( \frac{N_c N_v}{(N_{D,n} - N_{A,n})(N_{A,p} - N_{D,p})} \right)$$

# $V_{bi}$

---

$$eV_{bi} = E_g - k_B T \ln \left( \frac{N_c N_v}{(N_{D,n} - N_{A,n})(N_{A,p} - N_{D,p})} \right)$$

$$n_i^2 = N_v N_c \exp \left( \frac{-E_g}{k_B T} \right) \quad E_g = -k_B T \ln \left( \frac{n_i^2}{N_v N_c} \right)$$

$$eV_{bi} = k_B T \ln \left( \frac{(N_{D,n} - N_{A,n})(N_{A,p} - N_{D,p})}{n_i^2} \right)$$

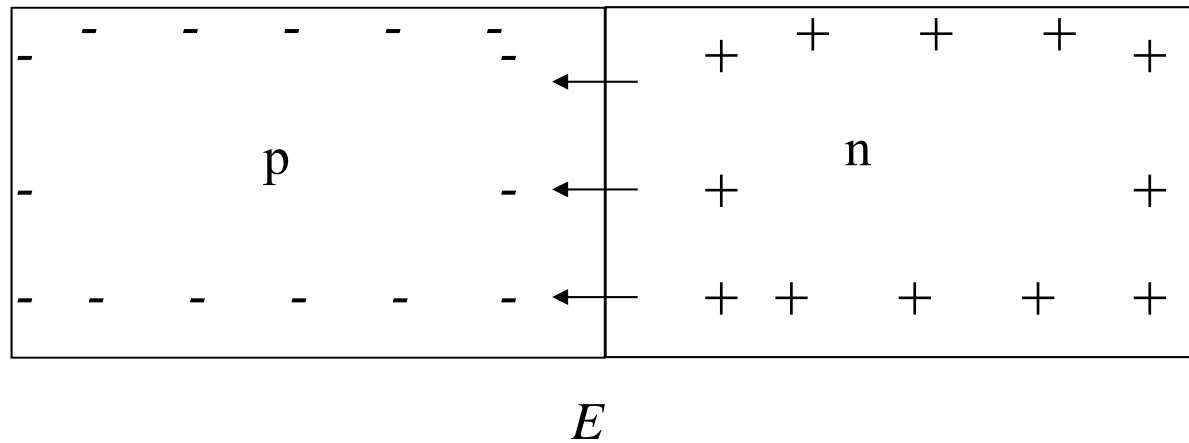
for  $N_{D,n} - N_{A,n} = N_D$  and  $N_{A,p} - N_{D,p} = N_A$

$$eV_{bi} = k_B T \ln \left( \frac{N_D N_A}{n_i^2} \right)$$

$$V_{bi}$$

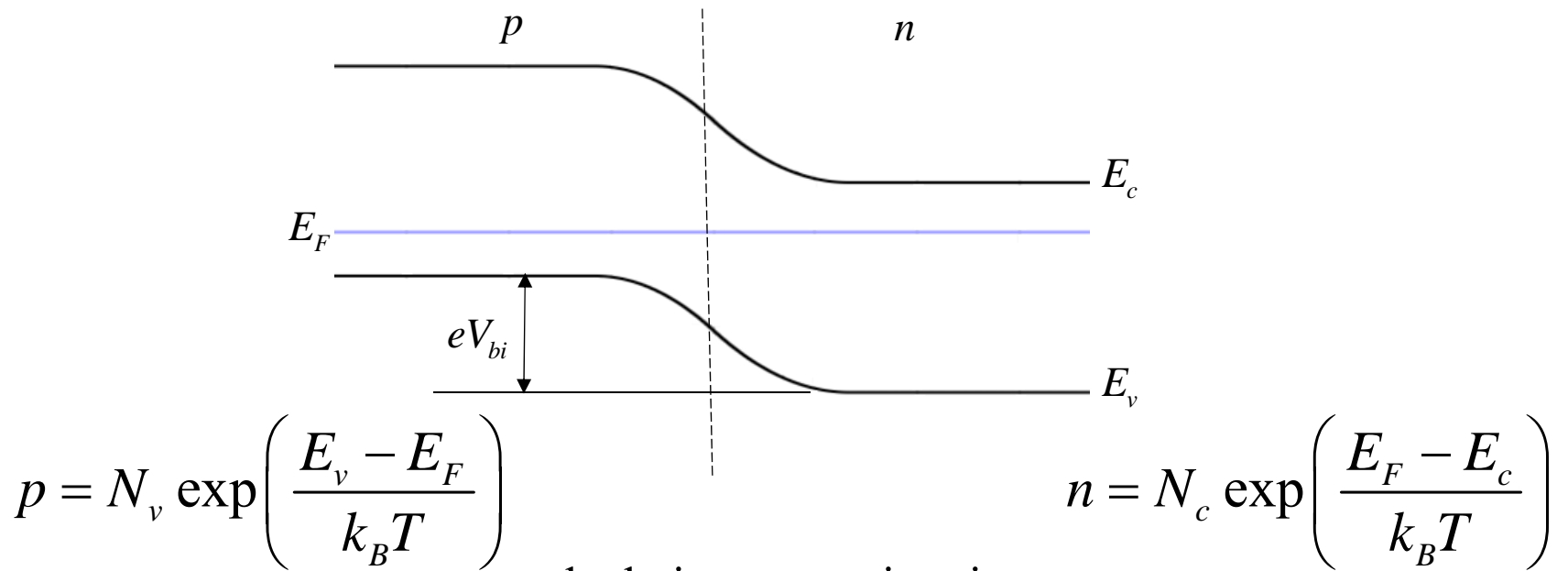
---

Can  $V_{bi}$  perform work?

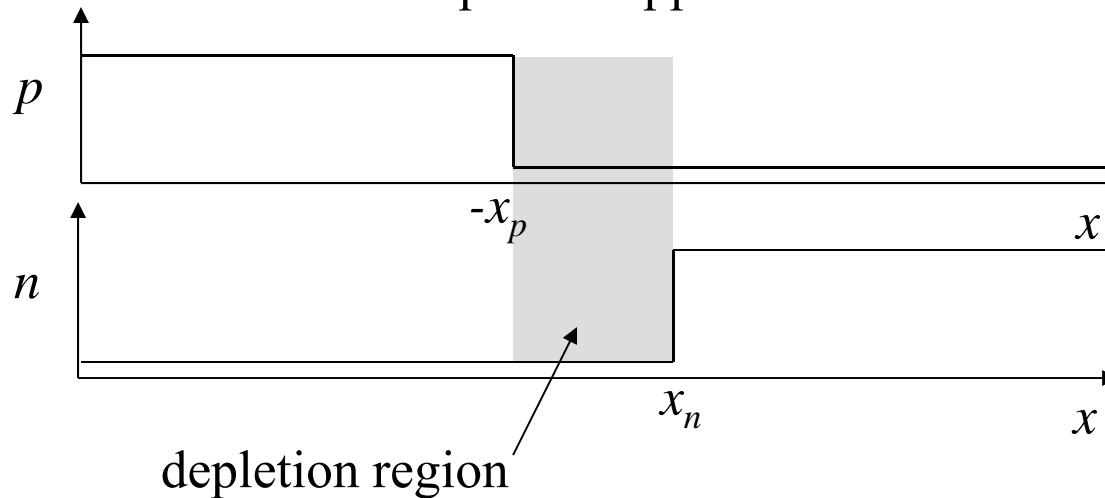




# p and n profiles

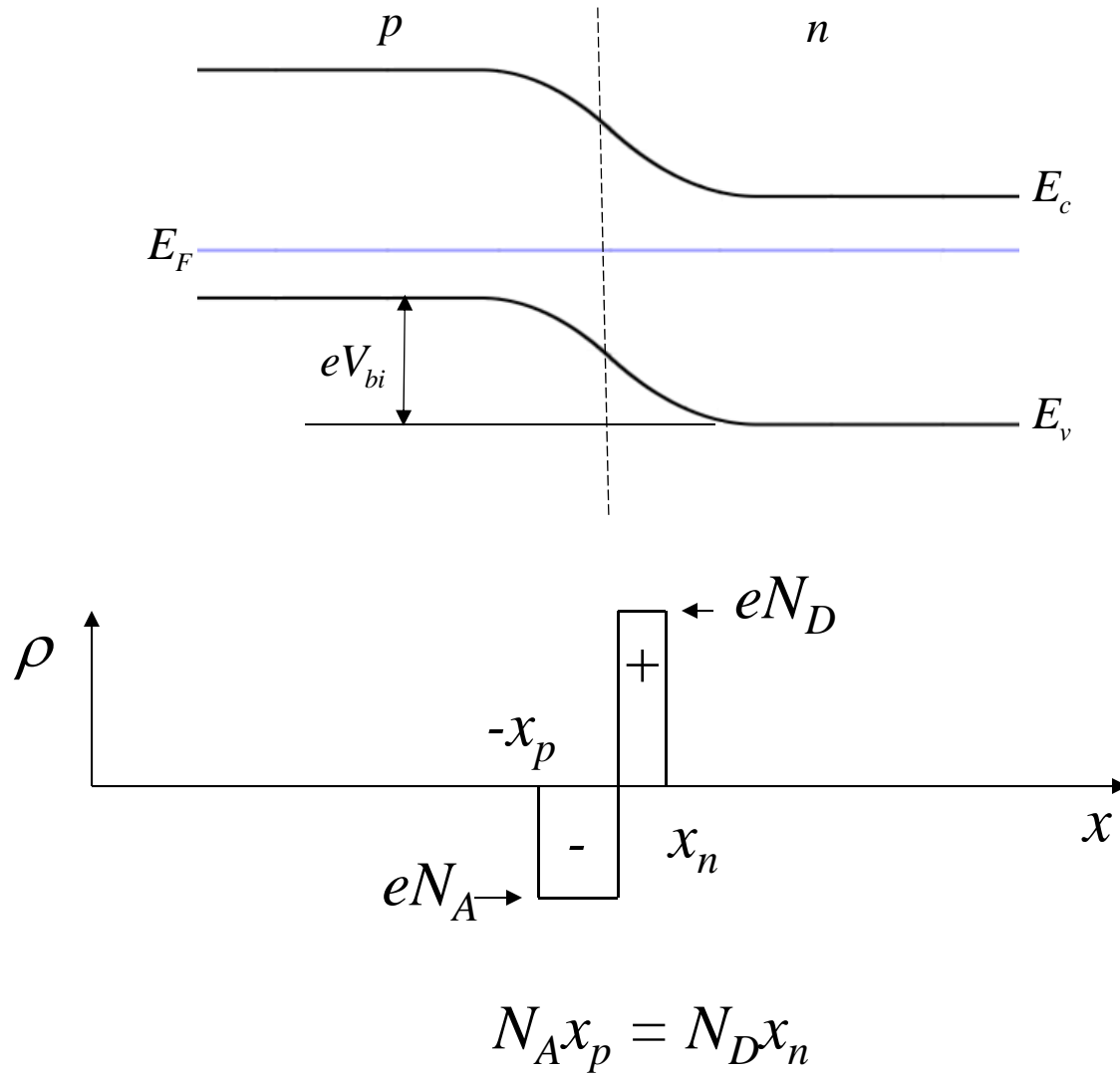


depletion approximation

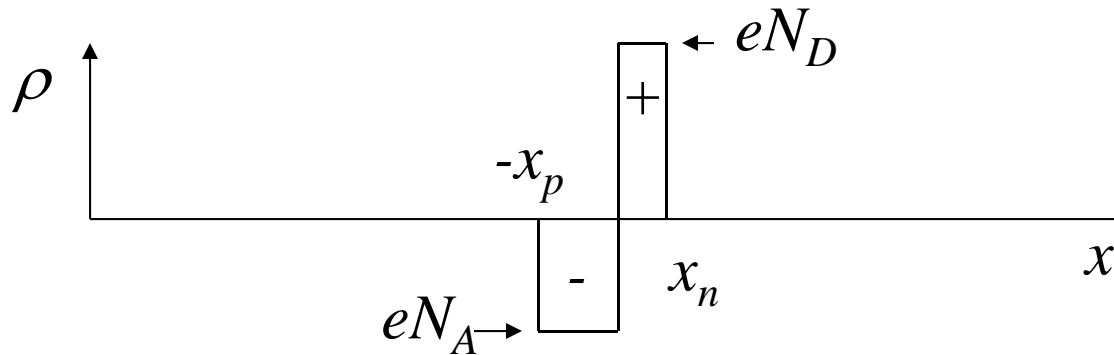


# space charge

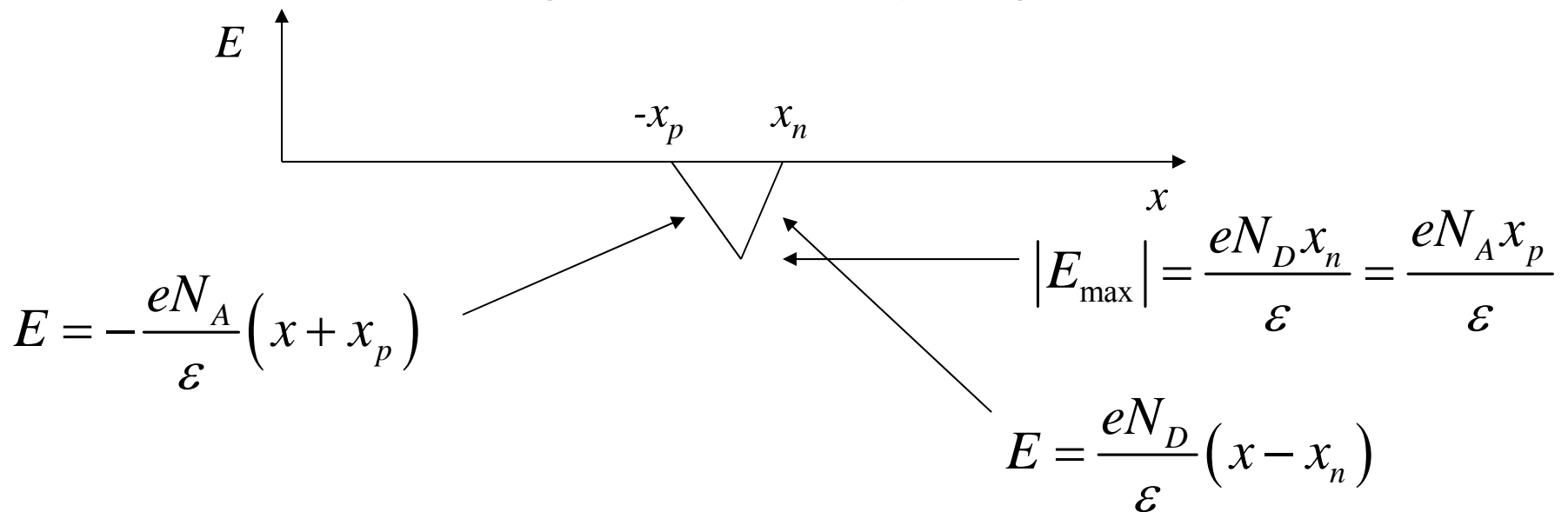
---



# electric field

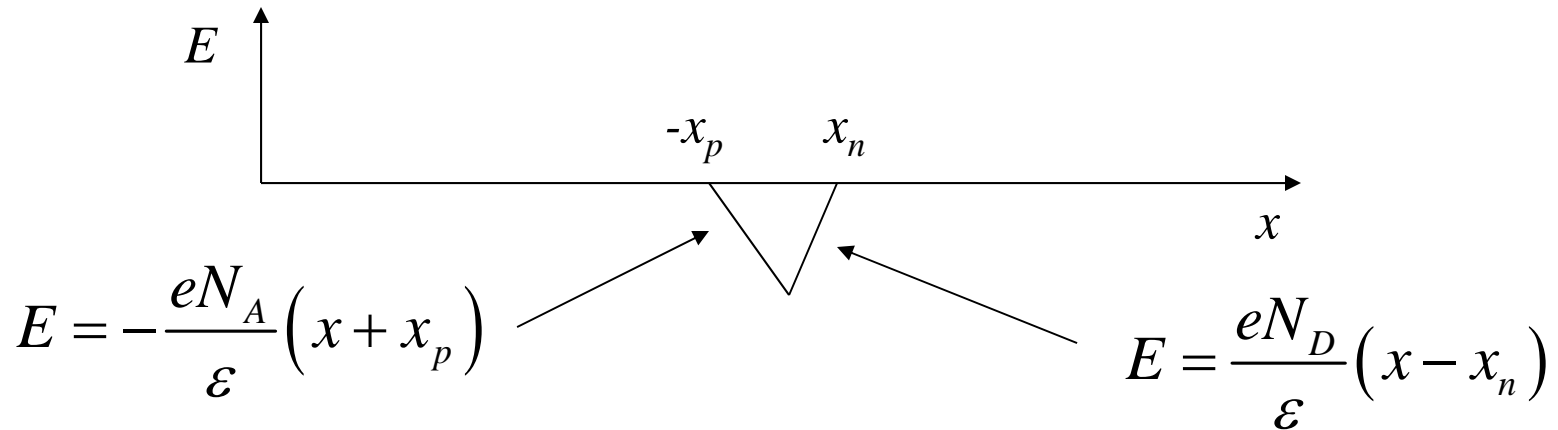


Gauss's law  $\nabla \cdot \vec{E} = \frac{\rho}{\epsilon}$  in 1-D is  $\frac{dE}{dx} = \frac{\rho}{\epsilon}$



$E$  pushes the holes towards  $p$  and the electrons towards  $n$

# potential



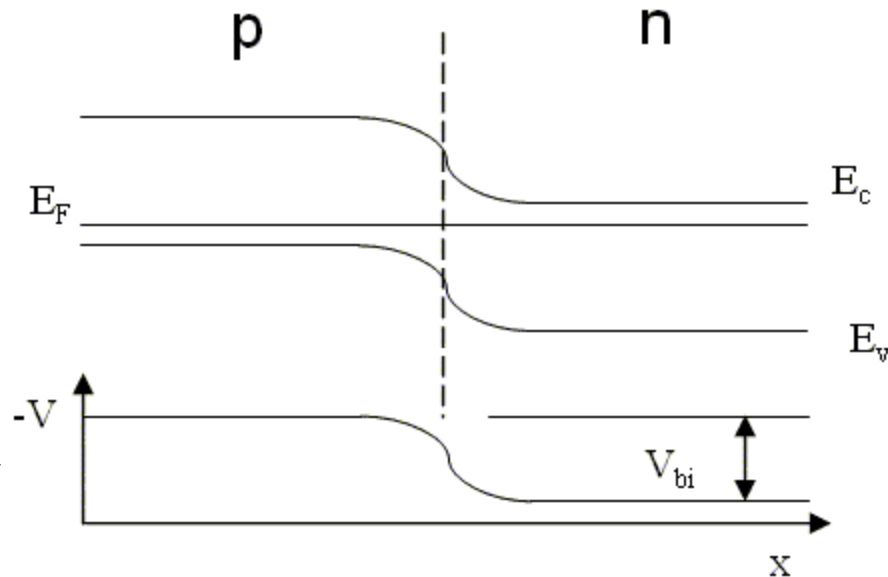
$$\frac{dV}{dx} = -E$$

$$V = \frac{eN_A}{\epsilon} \left( \frac{x^2}{2} + xx_p \right) \quad -x_p > x > 0$$

$$V = \frac{-eN_D}{\epsilon} \left( \frac{x^2}{2} - xx_n \right) \quad 0 > x > x_n$$

$$V(-x_p) = \frac{-eN_A}{2\epsilon} x_p^2 \quad V(0) = 0 \quad V(x_n) = \frac{eN_D}{2\epsilon} x_n^2$$

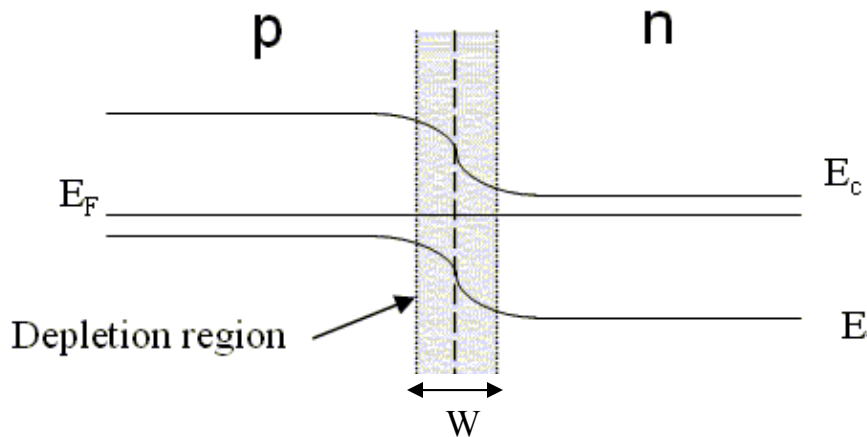
# potential



electron energies are plotted in band diagram

$$V_{bi} = \frac{eN_A x_p^2}{2\epsilon} + \frac{eN_D x_n^2}{2\epsilon}$$

# Depletion width



$$V_{bi} = \frac{k_B T}{e} \ln \left( \frac{N_D N_A}{n_i^2} \right) = \frac{e N_A x_p^2}{2\epsilon} + \frac{e N_D x_n^2}{2\epsilon}$$

$$N_A x_p = N_D x_n = N_D (W - x_p) = N_A (W - x_n)$$

$$x_p = \frac{N_D W}{N_A + N_D}$$

$$x_n = \frac{N_A W}{N_A + N_D}$$

$$V_{bi} = \frac{e}{2\epsilon} \frac{N_D N_A}{N_D + N_A} W^2$$

$$W = \sqrt{\frac{2\epsilon (N_D + N_A) V_{bi}}{e N_D N_A}}$$

light doping => wide depletion width

[Return to problem list](#)
[Login](#)

## p-n junction

A silicon p-n diode has a doping of  $N_D = 5\text{E}+18 \text{ cm}^{-3}$  and  $N_A = 3\text{E}+15 \text{ cm}^{-3}$ . What are the depletion width in the  $n$ -region, the depletion width in the  $p$ -region, and the built-in potential at 300 K? Use the depletion approximation.

For Si:  $n_i = 1.5 \times 10^{10} \text{ cm}^{-3}$ ,  $\epsilon_r = 11.9$ .

$W_n =$   m

$W_p =$   m

$V_{bi} =$   V



$$V_{bi} = \frac{k_B T}{e} \ln \left( \frac{N_D N_A}{n_i^2} \right)$$

$$W = \sqrt{\frac{2\epsilon(N_D + N_A)V_{bi}}{eN_D N_A}}$$

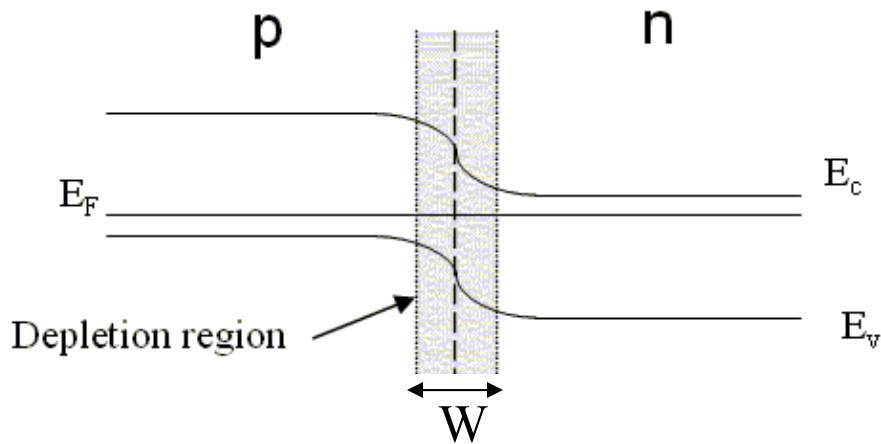
Upload solutions, questions, or comments with the buttons below.



$$x_p = \frac{N_D W}{N_A + N_D}$$

$$x_n = \frac{N_A W}{N_A + N_D}$$

# Depletion width



$$V_{bi} \sim 1\text{V}$$

$$W \sim 1\mu\text{m}$$

$$E_{max} \sim 10^4\text{ V/cm}$$

$$v_{sat} \sim 10^7\text{ cm/sec}$$

The electric field pushes the electrons towards the n-region and the holes towards the p-region.

Diffusion sends electrons towards the p-region and holes towards the n-region.

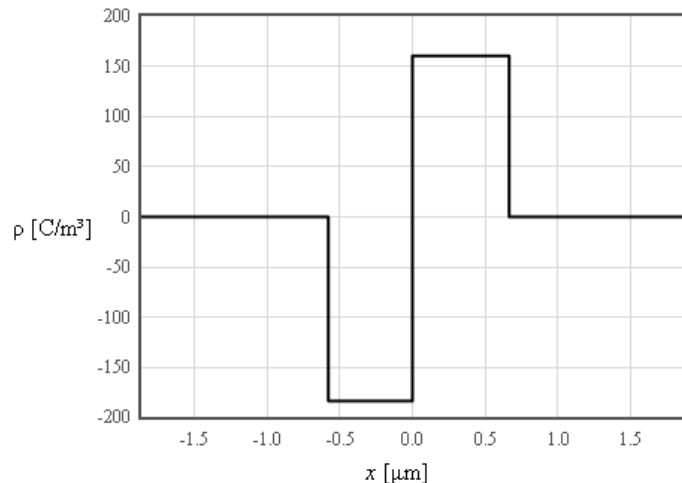


## Abrupt pn junctions in the depletion approximation

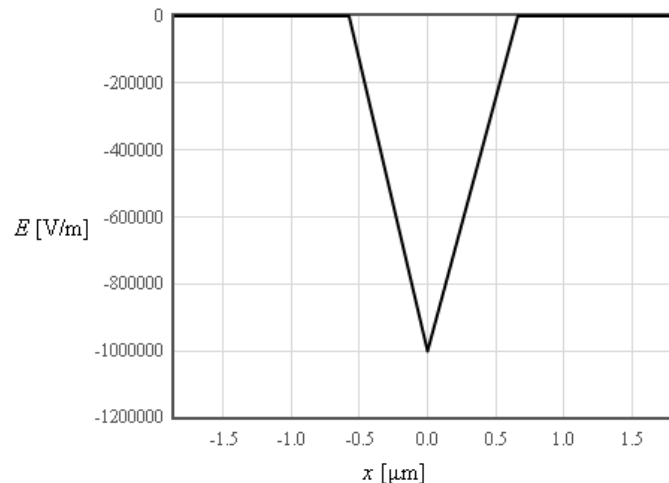
In an abrupt pn junction, the doping changes abruptly from p to n. It is common to solve for the band bending, the local electric field, the carrier concentration profiles, and the local conductivity in the depletion approximation. In this approximation it is assumed that there is a depletion width  $W$  around the transition from p to n where the charge carrier densities are negligible. Outside the depletion width the charge carrier densities are equal to the doping densities so that the semiconductor is electrically neutral outside the depletion width. Using this approximation it is possible to calculate the important properties of the pn junction.

$N_A = 1.15E15$  /cm<sup>3</sup>    $N_D = 1E15$  /cm<sup>3</sup>    $T = 300$  K  

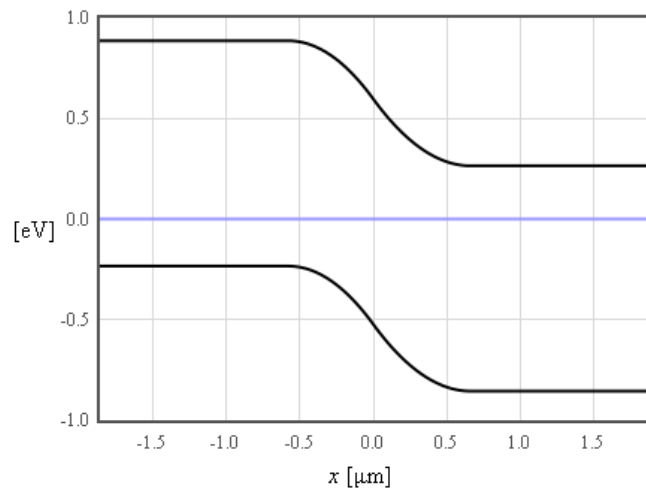
Charge density



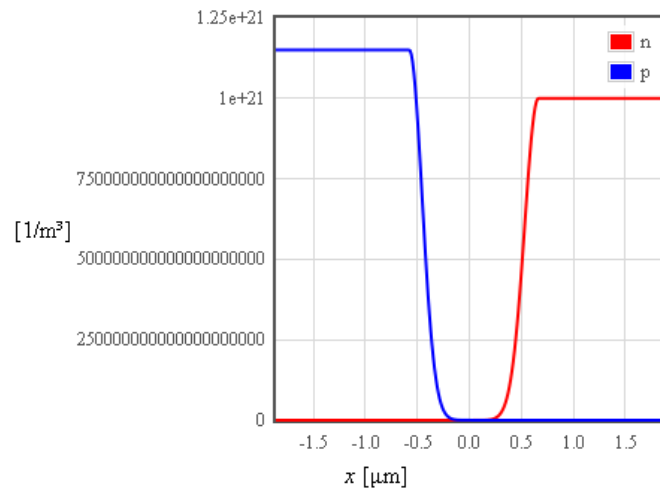
Electric field

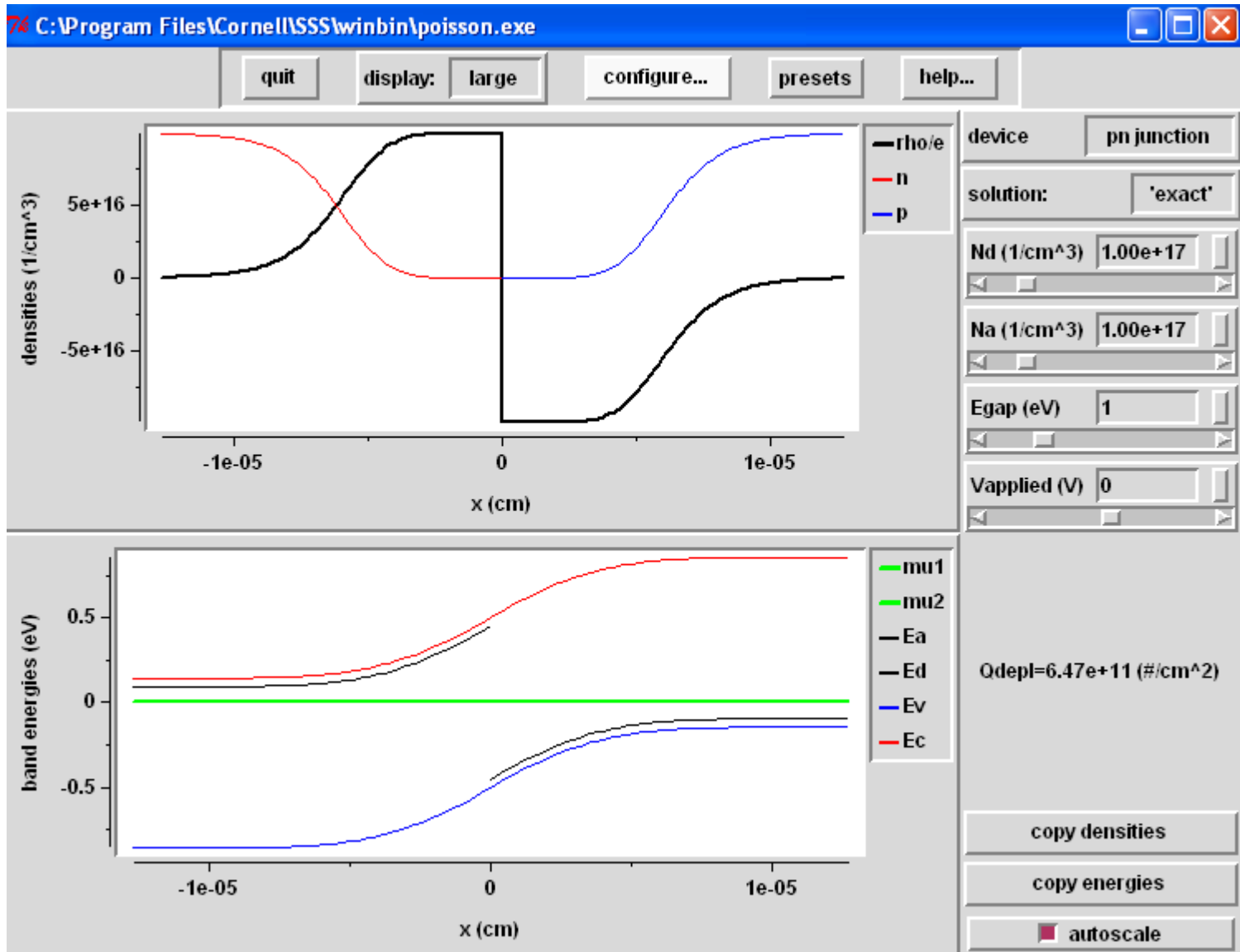


Band diagram



Carrier densities



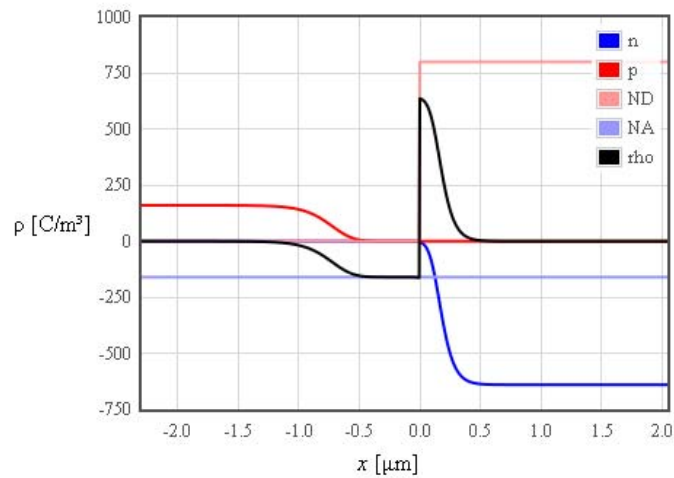


## Abrupt pn junctions (iterative solution)

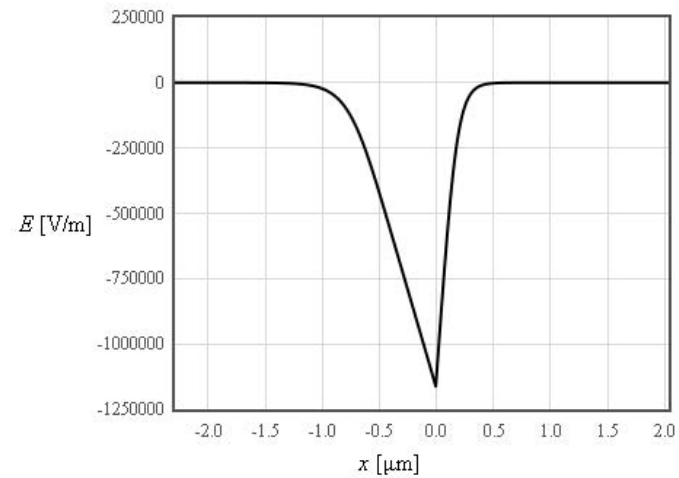
In an abrupt pn junction, the doping changes abruptly from p to n. The depletion approximation is used as an initial guess for the carrier density, band bending, and electric field and then these quantities are refined by solving the Poisson equation iteratively.

$N_A = 1E15$   $1/cm^3$     $N_D = 5E15$   $1/cm^3$     $T = 300$  K  

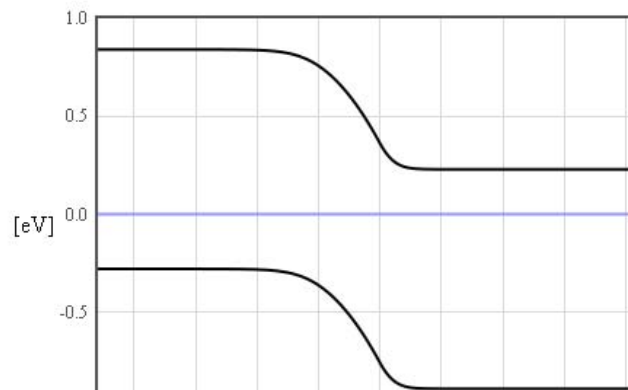
Charge density



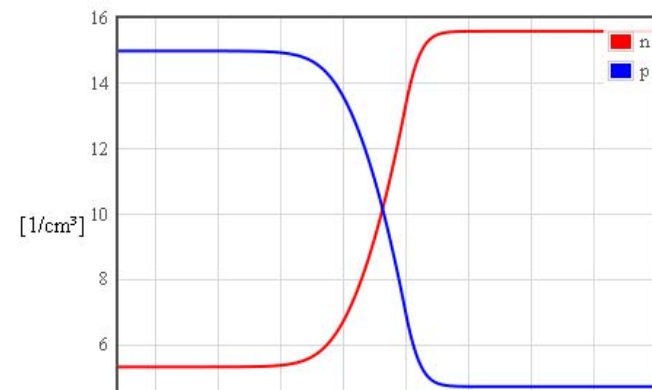
Electric field



Band diagram

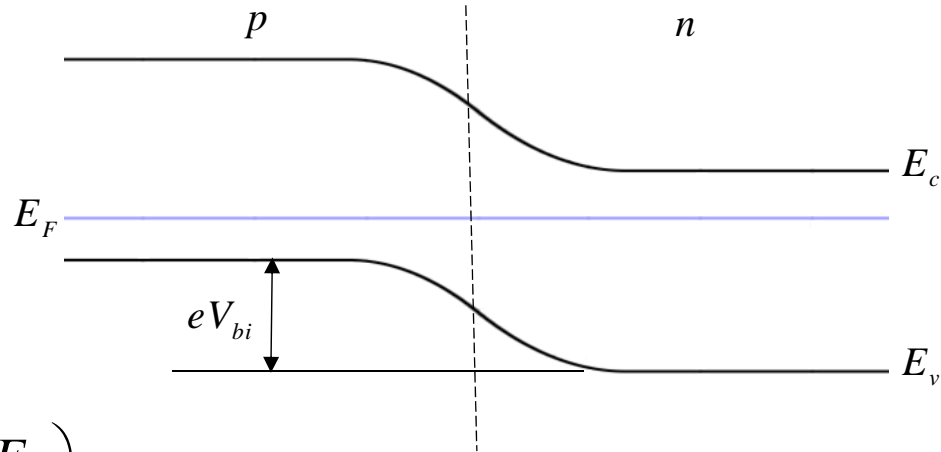


log(Carrier densities)



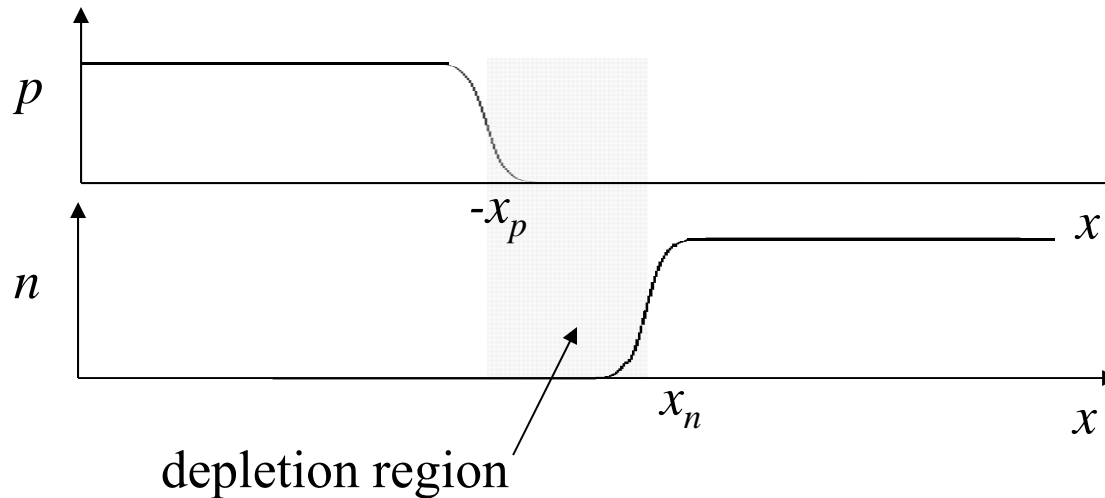
# p and n profiles (again)

Knowing the voltage profile we can calculate n and p.

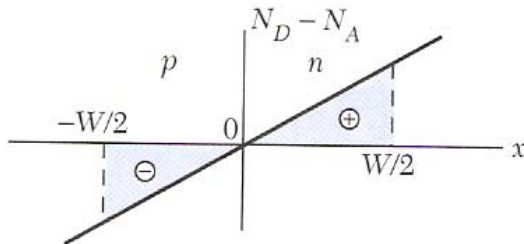


$$p = N_v \exp\left(\frac{E_F - E_v}{k_B T}\right)$$

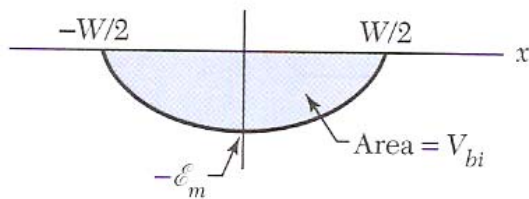
$$n = N_c \exp\left(\frac{E_c - E_F}{k_B T}\right)$$



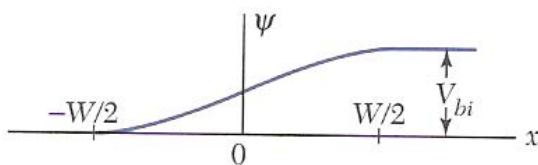
# linearly graded junction



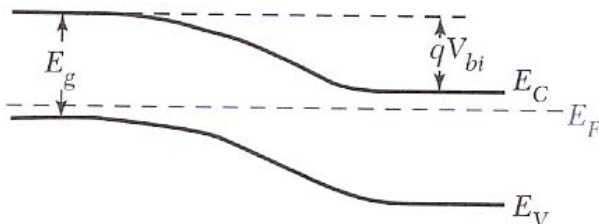
$$\rho = e(N_D(x) - N_A(x)) = eax$$



$$E = \int \frac{\rho}{\epsilon} dx = \frac{-ea}{2\epsilon} \left( \left( \frac{W}{2} \right)^2 - x^2 \right) \quad E_{\max} = \frac{-eaW^2}{8\epsilon}$$



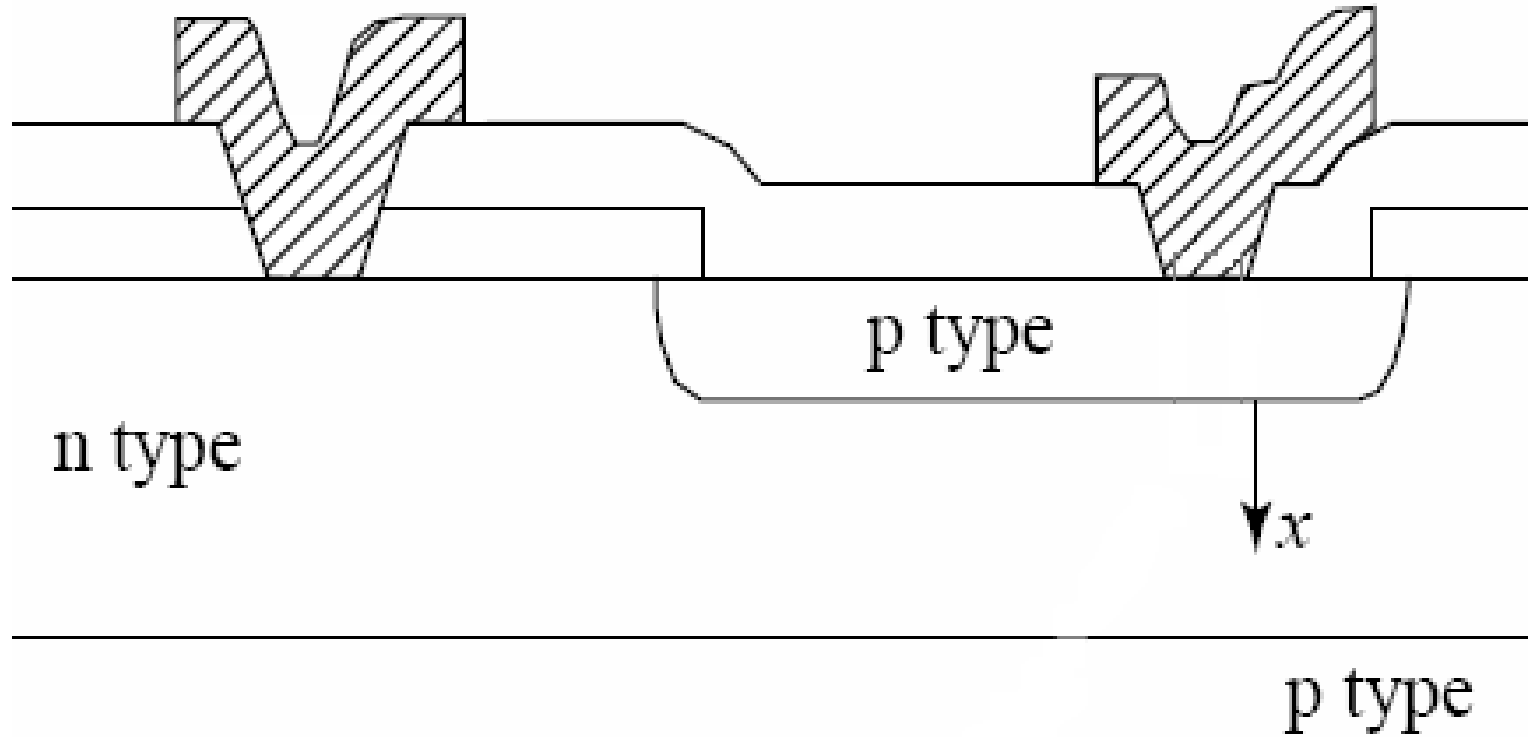
$$V = \int E dx = \frac{ea}{2\epsilon} \left( \left( \frac{W}{2} \right)^2 x - \frac{x^3}{3} \right)$$



$$V_{bi} = \frac{eaW^3}{12\epsilon}$$

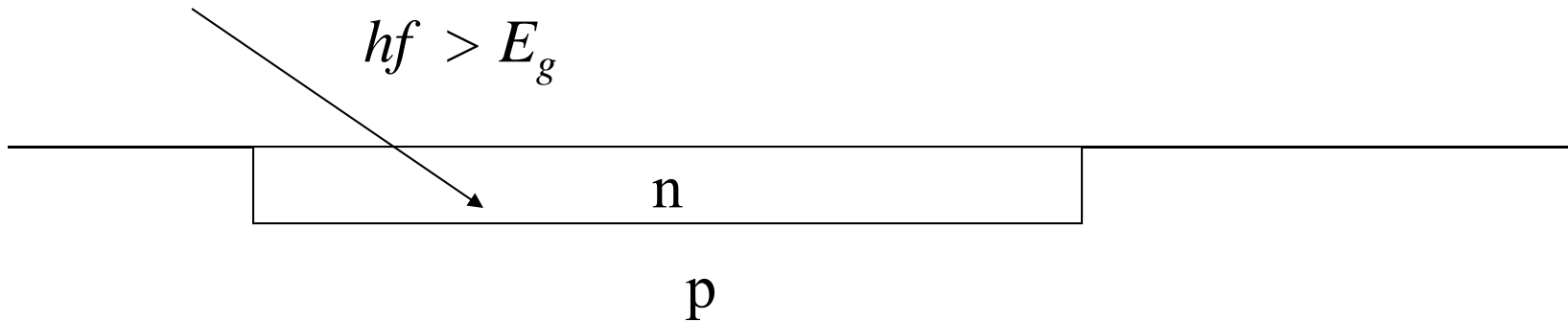
# Isolation

---



# Solar cell

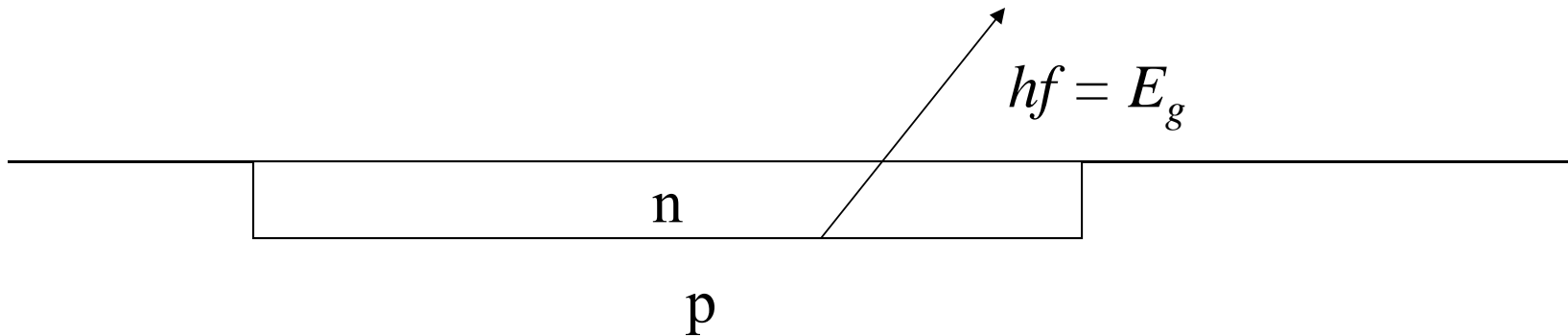
---



Light creates an electron-hole pair in the depletion region. The electric field sweeps the electrons towards the n-region and the holes towards the p-region.

# Light emitting diode

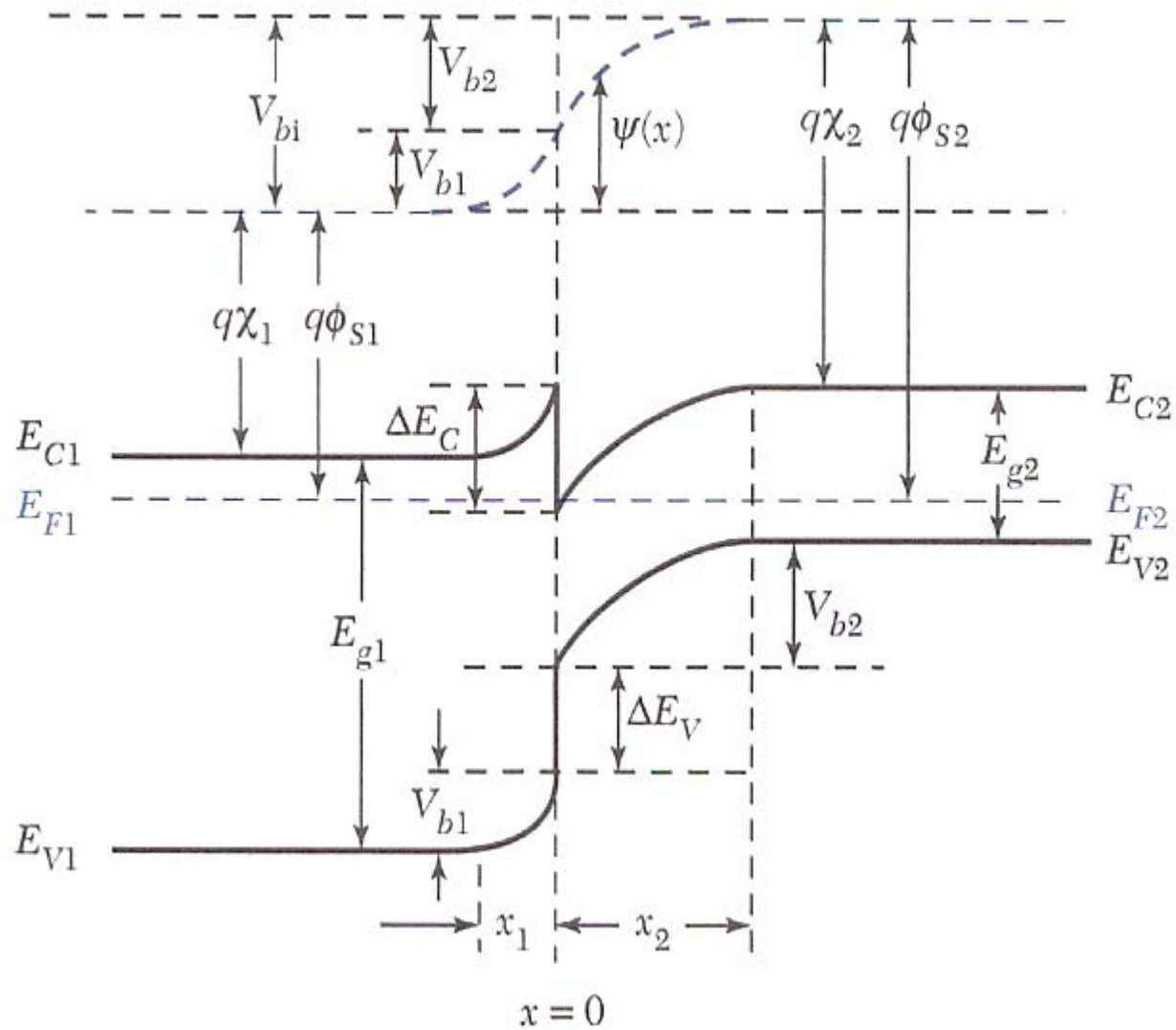
---



Electrons and holes are injected into the depletion region by forward biasing the junction. The electrons fall in the holes. For direct bandgap semiconductors, photons are emitted. For indirect bandgap semiconductors, phonons are emitted.

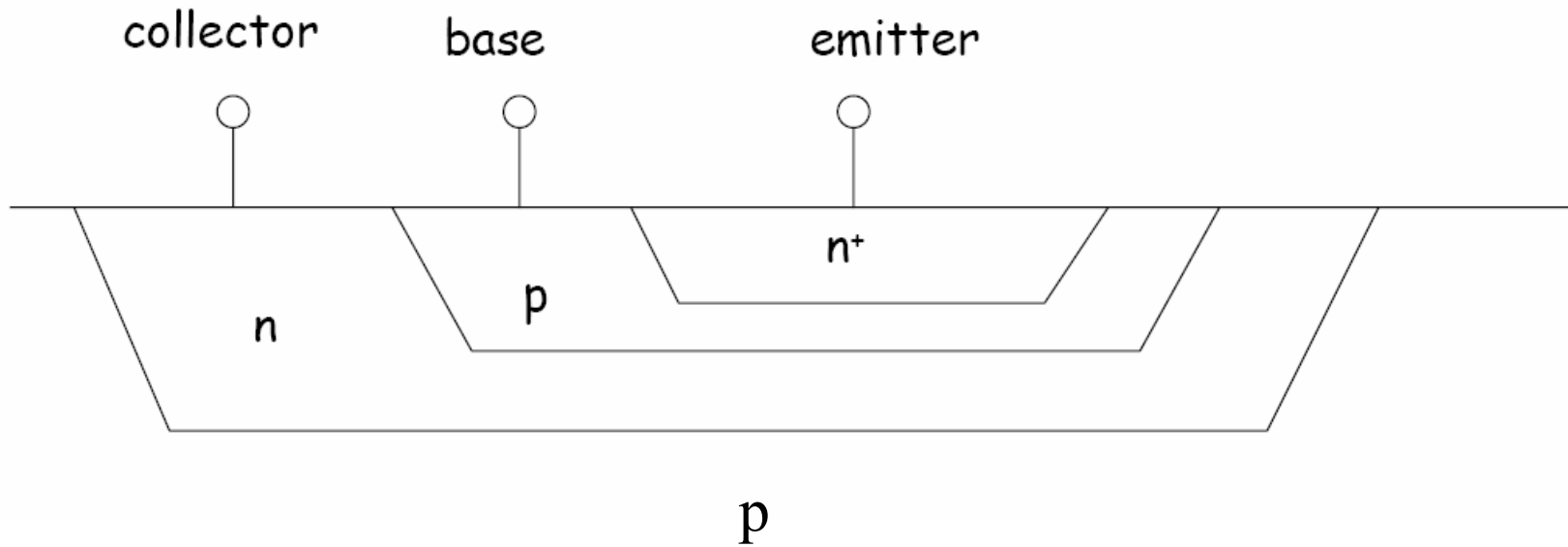


# Heterojunctions



# Bipolar transistor

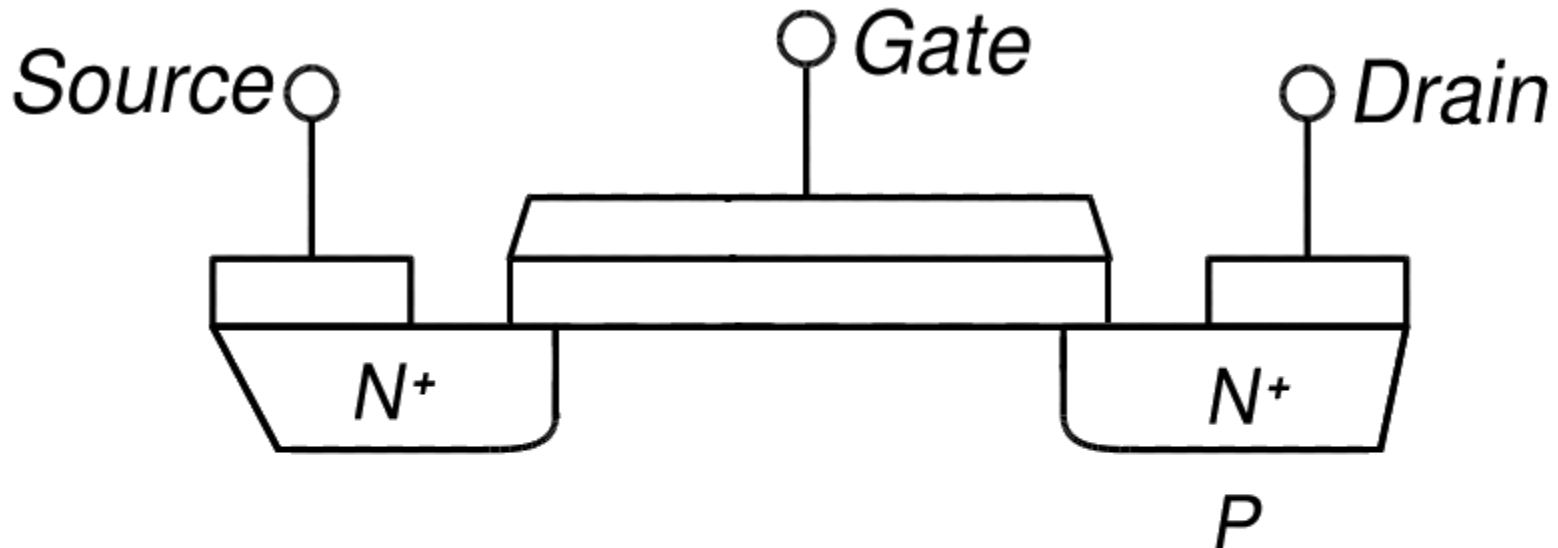
---



# MOSFET


---

Metal Oxide Semiconductor Field Effect Transistor



functions as a switch  
~ 1 billion /chip

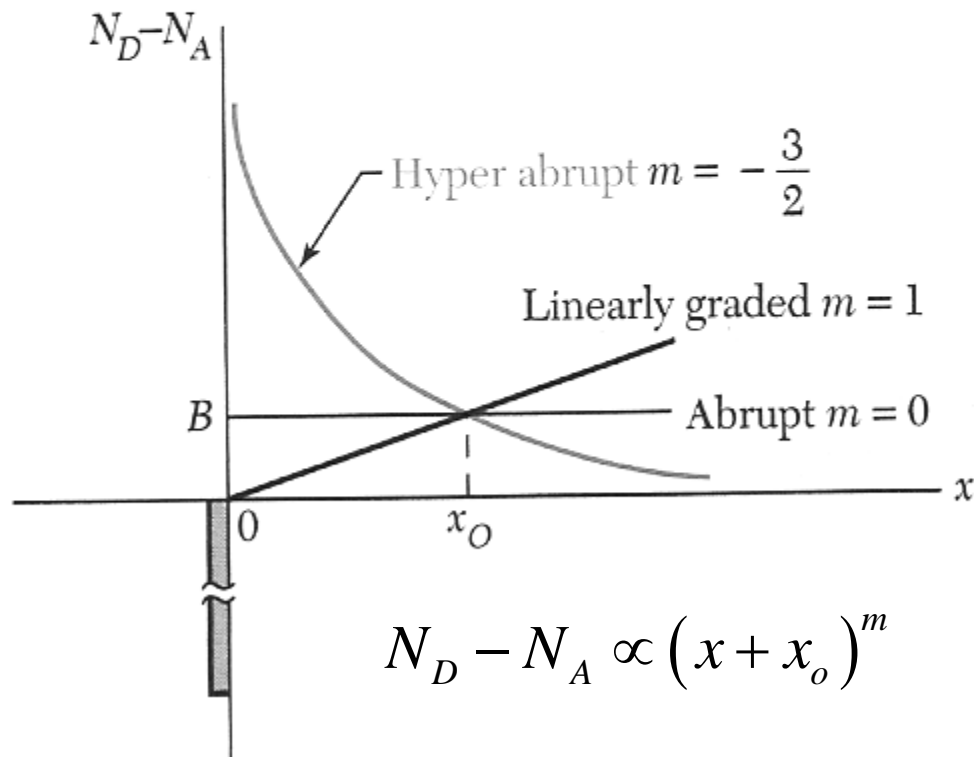
# Varactor



$$C_j \propto (V_{bi} + V_R)^{-n}$$

abrupt:  $n = 1/2$

linearly graded:  $n = 1/3$



$$n = 1/(m+2)$$



# Capacitance-voltage characteristics

---

specific capacitance  $C_j = \frac{\epsilon}{W} \quad \text{F m}^{-2}$

abrupt junction:  $W = \frac{\epsilon}{C_j} = \sqrt{\frac{2\epsilon(N_D + N_A)(V_{bi} - V)}{eN_D N_A}}$

a one sided abrupt junction in reverse bias:



$$\frac{1}{C_j^2} = \frac{2(V_{bi} - V)}{e\epsilon N_D}$$

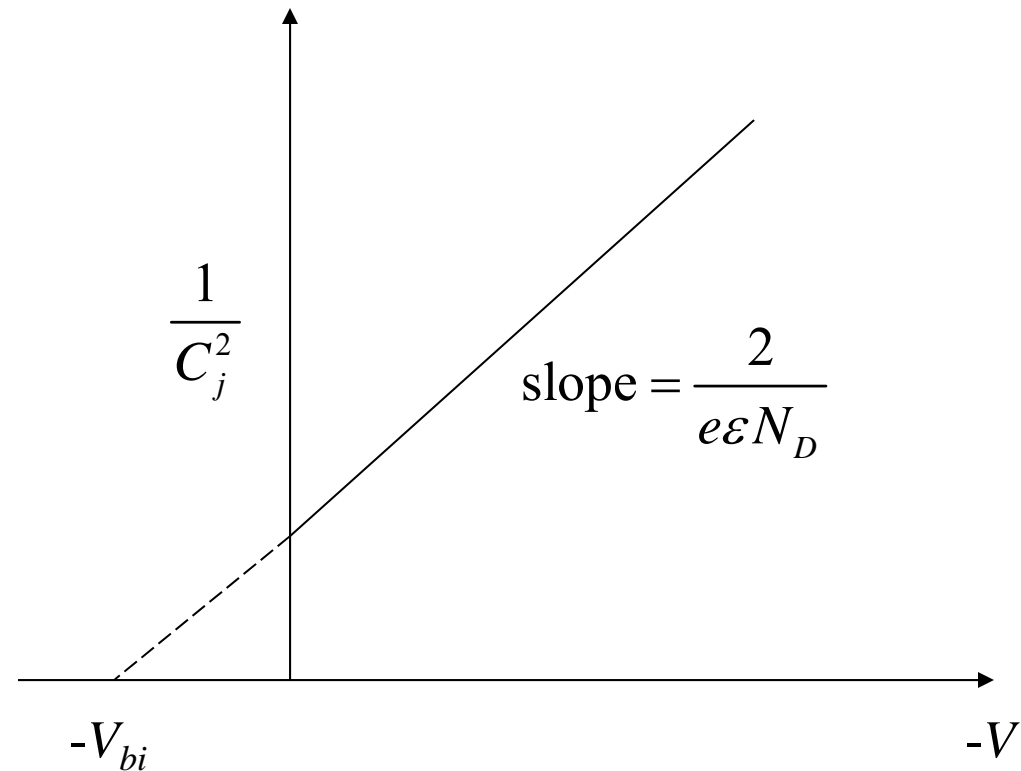
# Capacitance-voltage characteristics

---

a one sided abrupt  
junction in reverse  
bias:

$p^+$	$n$
-------	-----

$$\frac{1}{C_j^2} = \frac{2(V_{bi} - V)}{e\epsilon N_D}$$



slope gives impurity concentration and the intercept gives  $V_{bi}$